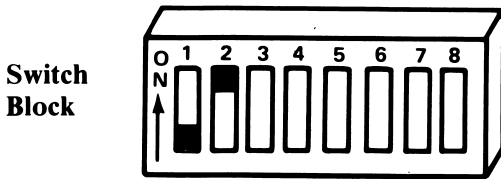


# Switch Setting Charts

## System Board Switch Settings

The switches on the system board are set as shown in the following figure. These settings are necessary for the system to address the attached components, and to specify the amount of memory installed on the system board.

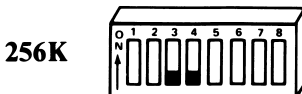
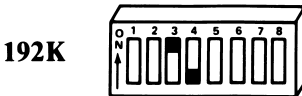
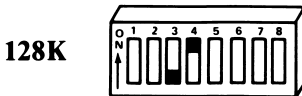
**WARNING:** Before you change any switch settings, make a note of how the switches are presently set.



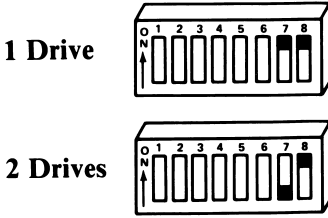
Switch	Function
1	Normal operation must be Off
2	Coprocessor.
3-4	Amount of memory on the system board.
5-6	Type of display you are using.
7-8	Number of 5-1/4 inch diskette drives installed.

## System Board Memory Switch Settings

The following figure shows the settings for switches 3 and 4 for the amount of memory on the system board.



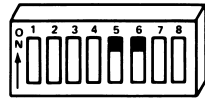
# Number of 5-1/4 Inch Diskette Drives Installed



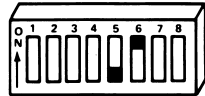
## Type(s) of Display(s) Connected

**WARNING:** If an IBM Monochrome Display is connected to your system, switches 5 and 6 must always be Off. Damage to your display can result with any other switch settings.

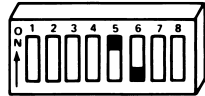
No Display



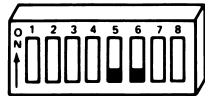
IBM Color Display or other color display in the 40x25 Color mode



IBM Color Display or other color display in the 80x25 Color mode



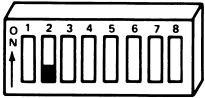
IBM Monochrome Display or more than one display



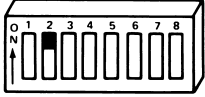
**Note:** The 40x25 mode means that there will be 40 characters across the screen and 25 lines down the screen. The 40x25 is normally used with a home television. The 80x25 mode means there will be 80 characters across the screen and 25 lines down the screen. The 80x25 mode, when used with home televisions and various displays, can cause loss of character quality.

# Coprocessor

**With Coprocessor**




**Without Coprocessor**


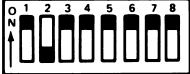




## Memory Option Switch Settings

**288K Total Memory**  
**32K + (256K on System Board)**

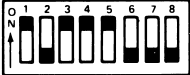
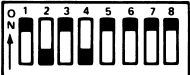
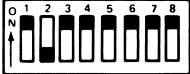
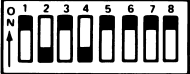
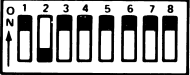
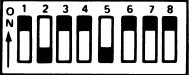
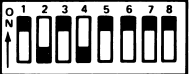
	64/256K Options	64K Options	32K Options
1-32K option			

**320K Total Memory**  
**64K + (256K on System Board)**

	64/256K Options	64K Options	32K Options
1-64/256K option with 64K installed			
1-64K option			
2-32K options			 

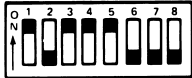
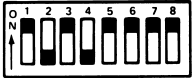
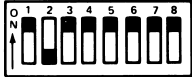
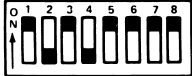

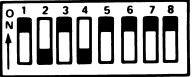
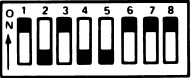
## Memory Option Switch Settings

**352K Total Memory  
96K + (256K on System Board)**

	64/256K Options	64K Options	32K Options
1-64/256K option with 64K installed 1-32K option			
1-64K option 1-32K option			
3-32K options			  

## Memory Option Switch Settings

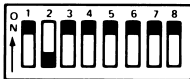
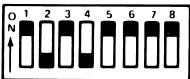
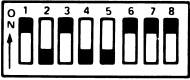
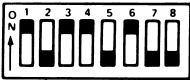
**384K Total Memory  
128K + (256K on System Board)**

	<b>64/256K Options</b>	<b>64K Options</b>	<b>32K Options</b>
1-64/256K option with 64K installed 1-64K option			
2-64K options		 	
1-64/256K option with 64K installed 2-32K options			 

**CONTINUED**

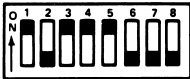
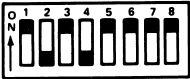
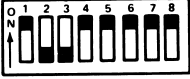
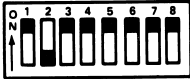
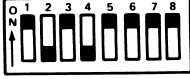
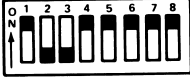

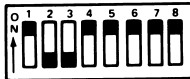
## Memory Option Switch Settings

384K Total Memory (continued)  
128K + (256K on System Board)

	64/256K Options	64K Options	32K Options
1-64K option 2-32K options			 
1-64/256K option with 128K installed			

## Memory Option Switch Settings

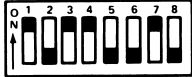
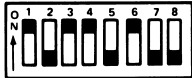
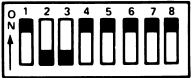
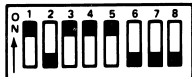

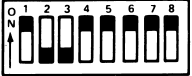
**416K Total Memory**  
**160K + (256K on System Board)**

	64/256K Options	64K Options	32K Options
1-64/256K option with 64K installed 1-64K option 1-32K option			
2-64K options 1-32K option		 	
1-64/256K option with 128K installed 1-32K option			



### Memory Option Switch Settings

**448K Total Memory**  
**192K + (256K on System Board)**


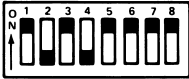
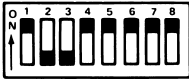
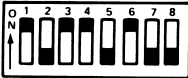
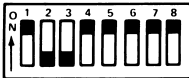
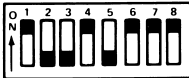
	64/256K Options	64K Options	32K Options
1-64/256K option with 192K installed			
1-64/256K option with 128K installed 1-64K option			
1-64/256K option with 64K installed 2-64K options		 	

CONTINUED

## Memory Option Switch Settings

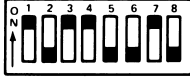
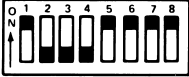
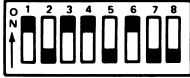
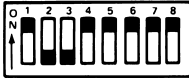
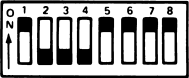
**448K Total Memory (continued)**

**192K + (256K on System Board)**

	64/256K Options	64K Options	32K Options
3-64K options		  	
1-64/256K option with 128K installed 2-32K options			 

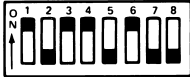
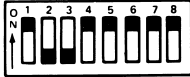
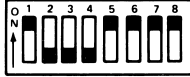
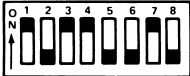
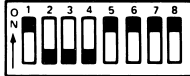
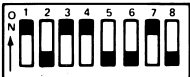
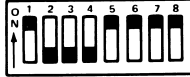


### Memory Option Switch Settings

**480K Total Memory**  
**224K + (256K on System Board)**

	64/256K Options	64K Options	32K Options
1-64/256K option with 192K installed 1-32K option			
1-64/256K option with 128K installed 1-64K option 1-32K option			

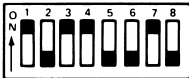
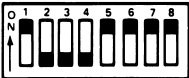
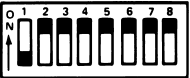
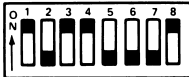
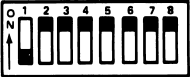
## Memory Option Switch Settings

512K Total Memory  
256K + (256K on System Board)

	64/256K Options	64K Options	32K Options
1-64/256K option with 128K installed 2-64K options		 	
1-64/256K option with 192K installed 1-64K option			
1-64/256K option with 192K installed 2-32K options			 
1-64/256K option with 256K installed			

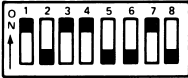
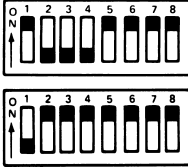
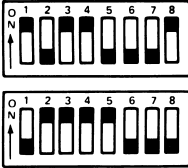
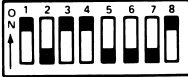
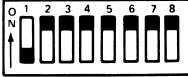
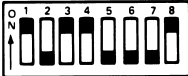
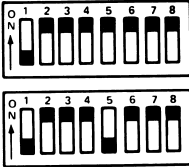
## Memory Option Switch Settings

**544K Total Memory**  
**288K + (256K on System Board)**

	64/256K Options	64K Options	32K Options
1-64/256K option with 192K installed 1-64K option 1-32K option			
1-64/256K option with 256K installed 1-32K option			




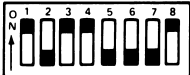
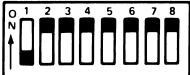

## Memory Option Switch Settings

576K Total Memory  
320K + (256K on System Board)

	64/256K Options	64K Options	32K Options
1-64/256K option with 192K installed 2-64K options			
1-64/256K option with 256K installed 1-64/256K option with 64K installed			
1-64/256K option with 256K installed 1-64K option			
1-64/256K option with 256K installed 2-32K options			

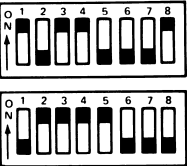
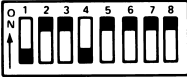
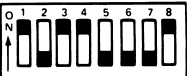
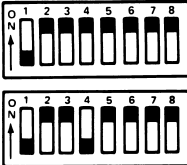
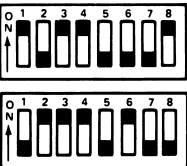
## Memory Option Switch Settings

**608K Total Memory  
352K + (256K on System Board)**

	64/256K Options	64K Options	32K Options
1-64/256K option with 256K installed 1-64/256K option with 64K installed 1-32K option	 		
1-64/256K option with 256K installed 1-64K option 1-32K option			

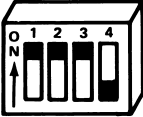
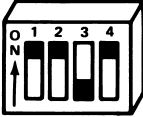
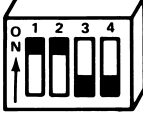
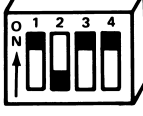
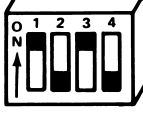
## Memory Option Switch Settings

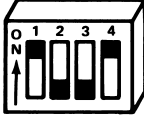
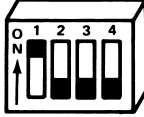
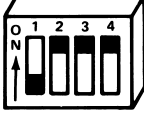
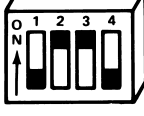
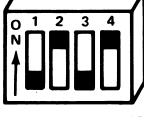
**640K Total Memory  
384K + (256K on System Board)**

	64/256K Options	64K Options	32K Options
<p>1-64/256K option with 256K installed 1-64/256K option with 64K installed 1-64K option</p>			
<p>1-64/256K option with 256K installed 2-64K options</p>			
<p>1-64/256K option with 256K installed 1-64/256K option with 128K installed</p>			



# Extender Card Switch Settings

16K to 64K	
96K to 128K	
160K to 192K	
224K to 256K	
288K to 320K	

352K to 384K	
416K to 448K	
480K to 512K	
544K to 576K	
608K to 640K	

SWITCH SETTINGS

**Notes:**