



EUGENE

NEWSLETTER

PCjr CLUB

Volume 3
Number 7-10
Oct 1987

1011 Valley River Way, Suite 220, Eugene, OR 97401

OCTOBER 8 IBM PCjr CLUB MTG AGENDA

A> October 8 General meeting will be held at the Ida Patterson School Library, 16th and Polk, Eugene. Set up and disk sales will start at 6:30pm, the meeting will begin at 7:00pm.



READY, SET, GO! ^{HO} 485-0656

- Mike Luttio, President - _{TCM}

Welcome back! Summer is over for most everyone. The kids are back to school and it's time to get back to our IBM PCjr Club business. Ida Patterson School will again be our meeting place. We missed getting started in September due to the start of school. So our meeting and Newsletter will resume in October.

I am really pleased to be involved in keeping the PCjr Club alive here in Eugene. I look at the benefits available from this Club as a way of keeping up-to-date on our machines, viewing software demonstrations, and having a support group to answer questions and solve problems. We will continue to offer shareware software that utilizes the basic 128K PCjr.

I would like to see future demonstrations of software that is of interest to Club members. But our Club needs your input. We will be discussing future Club programs and whether the Club should purchase another bulk order of blank diskettes for resale to the membership.

I look forward to providing a few reviews of the magazine support available to us IBM computer users and will bring some of the disk magazines now on the market for future demonstrations at Club meetings. I wish to thank our current Executive Board for their interest and enthusiasm in keeping this group together. They are: Phil Janz, Vice-President; Juanita Hampton, Secretary-Treasurer; Bruce Brown, Modem Captain; Louie Levy, Disc Librarian; Mary Burich, Assistant Disc Librarian; Allen Dawson, Advertising Manager; Elleen Levy, Refreshments Manager; Paddy Dawson, Newsletter Editor.

Come and join us at the October meeting and share your interests with us.


CHANGING THE NAME OF A FILE
(jr Newsletter 8-86, Southbury, Connecticut)

The DOS RENAME command allows you to change the name of a file or its extension or both. This comes in handy when you may have given a new file the name an old file already has, or when you want to change the name to make it more clearly indicate the information it contains.

All you need is DOS loaded, with the A prompt showing. You don't need to reboot your DOS disk. At the A prompt enter:

```
RENAME OLDNAME NEWNAME
```

If you want to change the extension, include it in the command.



NEWS FROM THE DISK LIBRARY
- Louie Levy -

I'm sure that everyone with children is glad that summer has finally come to an end. I don't mean to imply that the disk library is my child, but it does feel good to get back down to business.

First off, apologies are in order for those of you who tried to find me this summer. As you know by now, Elleen and I were hiding in Alaska with our two sons having a grand time, but letting the library slide. Now, we're playing catch-up!

When Mary Burich (Assistant Disk Librarian) returned from her vacation, she began working on several new programs for the library. Her first addition was fixing up a program called MENU MASTER. MENU MASTER is great for the hard disk user, and with a little effort, is nice for the rest of us, too. With this program, you can boot Junior and instead of coming up with an A>, you can display a customized menu in any colors you desire.

I followed Mary's instructions on the disk and came up with a menu that lists A: Format, B: Diskcopy, C: Check Disk, E: Market Mogul (my favorite game), F: Writing Assistant, and so on. Now I can boot Junior and just type in the letter from the menu that corresponds with what program I want Junior to run and Junior does the rest...or Junior and MENU MASTER do the rest. All in all, a neat program. You can add password control to entries if you wish to control access. It has a screen-save feature built into the program.

Another new addition is ORACLE. Now, I'll be the first to tell you that I know nothing at all about Tarot cards or the I Ching. But if you are interested in these two ancient means of divination or fortune telling, this is the program for you. No more shuffling the cards or having to count sticks. Junior can do these jobs much faster for you. I'm sure our Club will have good fortune with this disk!

WHAT IS DESKTOP PUBLISHING?

(Ventura Personal Computer User's Group 9-86, Camarillo, CA)

Not to keep you in suspense, desktop publishing is the new buzz word for hooking up a computer to a printer (usually a laser printer), and turning out printshop quality work. With the advent of the laser printer, more and more companies are doing their own printing and saving money. Letterpress work can be very expensive. And, laser printers are coming down in price: \$2,000-\$6,000 now. There is even a new monthly magazine, a spin-off from PC WORLD titled, appropriately, PUBLISH! I doubt seriously if laser printer prices fall much in the next few years. It looks as though \$1,500 may be the floor for laser printers, although we may expect more features than we can now get in the expensive, limited memory (some 128K) models. They do turn out beautiful work and the more expensive ones have a variety of type faces. Oh well, we can dream.

ARTICLES NEEDED

The idea behind our Eugene PCjr Club is "users helping users." Please share some of your experience and expertise by writing an article for our award-winning Newsletter. For more information, call Paddy Dawson, Editor at 689-9337.



HEARD ON THE STREET

- Dick Page -

Lazer printing help is on the way! At a recent meeting, it was mentioned that Kinkos will soon be able to print your IBM disk files on their lazer printer. This project is still on hold. Apple has just announced a new MacIntosh that can directly read PC-DOS files. Kinkos is planning on buying it when funds allow.

In the meantime, there are two other local businesses which can take your article, newsletter, business form, or resume and polish it for lazer printing, after you set up the basics with your personal word processor program.

Contact either The PageSetters (Lazer Digital Productions) at 144 East 14th, Suite 6, Eugene or call 503/344-3935; or Editing and Design Services, Inc., 30 East 13th, Eugene, 503/683-2657.

They prefer you send them the information via modem transfer, but they can also get it from ASCII files and certain word processing programs written on standard 5 1/4" DS/DD diskettes. Both businesses seem open to helping in any way they can.

.....

Origins of Courier Typeface, condensed from PUBLISH! magazine, Jan/Feb 1987. One of the most popular typefaces is Courier. It was originally designed for IBM in 1952 by Howard Keller. It has been estimated that Courier is available for 75% of the business typewriters in the United States. We have come to accept it as the proper look for typical business letters and documents.

Courier is considered a "mono-spaced, or fixed-pitch face." All characters fit into a cell of the same width and thus take up the same amount of space when printed. In Courier, the "i" has been stretched and the "m" squeezed to approximate the width of the "n". Its lowercase letters have been extended, and its capitals condensed to fit into the single width. By contrast, the "m" of many professionally typeset letter styles is twice as wide as the "n" and three times as wide as the "i".

Utilizing monospacing was necessary in order for the mechanical typewriter to easily space each letter as it was typed. Unfortunately, this makes Courier less legible and less attractive.

Courier, however, does have artistic origins and some artistic flair. That's because it is based on a slab-serif type style called Egyptian, first produced by English type founders early in the 19th century. In the early 20th century, avant-garde designers constructed geometric Egyptian typefaces (like Memphis, Beton, and Stymie) from circles and straight lines. In Howard Keller's fixed-pitch interpretation of the style, the circles were converted to ellipses, but the construction principles remained evident.

Next time you read a typewritten letter, look at the typeface used. It probably is the old IBM-created standard, Courier.

MEMBERS, PLEASE NOTE

Check the date on your mailing label. The date shown is your renewal for your membership and/or Newsletter subscription. Please keep your membership active and renew your dues BEFORE they expire. Thank you!

NEEDED: Greeting and Christmas cards, new and used. Also needed, paper used on one side only. Call 689-9337.



HOW TO RECOVER FROM UNWANTED SHIFT LOCK - Puget Sound PCjr Users Group, June 1987 -

Have you ever had your Junior mysteriously decide that it will only display the "shifted" version of its keys? For example, do you get > when you really want . (a period)?

What happens is this: if you simultaneously depress the <Ctrl> and <Shift> keys, you send the keyboard into a kind of "Shift Lock" where every key is stubbornly locked into transmitting only its shifted version character. That is, ">" instead of ".", "?" instead of "/", and so on. If you're a bit ham-fisted on the keyboard as I am, it happens all too often.

You can get out of that intractable Shift Lock by:

- 1) simultaneously pressing <Ctrl> and the left hand <Shift> - the screen will blank out, but don't despair. Then after you let up on the keys;
- 2) press the right hand <Shift> key.

Voila! The screen reappears, and the keys now function in a normal unshifted manner.

I don't know exactly why the keys work this way, but they do. Apparently, the PCjr can toggle in and out of the Shift Lock condition. If you have a more complete explanation, please send it in and we'll share it with other readers of this newsletter.

Q. In manuals, books, and articles, I keep seeing the term "default." What does default mean?

A. DEFAULT means the way something starts out, its normal condition. For example, many computer games default to one-player mode. If there are two players, you have to let the game know by pressing a special key.

In computer terminology, default can refer to the standard setting of a switch, the screen colors when you first turn on the computer, the number stored in a memory location before it's altered by a program, and many other things. For example, the LOAD command on a Commodore 64 or VIC-20 defaults to tape instead of disk. If you type:



```
LOAD"PROGRAM NAME"
```

the computer assumes you are loading from the cassette recorder and responds PRESS PLAY ON TAPE. To load a program from the disk drive, you have to add a device number to the command which overrides the default:

```
LOAD"PROGRAM NAME",8
```

Another example is a dot-matrix printer which defaults to a standard typeface. To print in a special typeface such as bold or italics, you must send the printer a command (usually from within a program) which overrides the default setting. (COMPUTE!)

Join your Computer
Club NOW!



HOW TO KEEP YOUR RAM DISK AND
STILL GO INTO BASIC
(John Knox, The OK JUG, Oklahoma
City, Oklahoma, 11-85)

The main problem was if you had a PCjr with any memory expansion and tried to set up a RAMDISK over about 120K, and then tried to go into BASIC, you would get the message "Out of Memory". Well, we have finally found a solution.

The reason for the problem is that the BASIC on the PCjr cartridge is a program which must load in only one certain place in the Junior's memory. This is a non-virtual memory program.

To fix the problem, you must use the BASIC on the DOS 2.1 diskette you received with your computer. This is a virtual memory program and will load anywhere in memory. The first thing you need to do is make sure the BASIC and BASICA programs are on your diskette. Then, since this is not your only copy of DOS (at least, you should be using a backup copy), all you need to do is rename the BASIC.COM file to JRBASIC.COM with the RENAME command. Then, rename the BASICA.COM file to JRBASICA.COM.

And that's all there is to it. Now, whenever you want to use BASIC and a RAMDISK, all you have to do is make sure the JRBASIC.COM or JRBASICA.COM file is on the diskette in the default disk drive and then at the DOS A> prompt, type in one of the following two lines:

```
JRBASIC
JRBASICA
```


Now, you will be using IBM Personal Computer BASIC instead of IBM PCjr BASIC. There are a few differences, however. One of the first I noticed is the DRAW command doesn't work. I had a program that used this and nothing was drawn on the screen.

Another difference is that when you normally use the PCjr BASIC cartridge, you are really in BASICA whether you started with BASIC or BASICA. This is because the PCjr BASIC is a much more powerful interpreter than the IBM Personal Computer BASIC on the DOS disk. So, whenever you use this little BASIC fix as described, you are advised to just use the JRBASICA command as it has all of the options of the PC BASIC. Otherwise, if you only used the JRBASIC, you might quite often get the message "Advance Feature".

This is not a complete fix to the BASIC and RAMDISK problem, but it will let you use many BASIC programs and still have a RAMDISK. There are a few more functions which don't work quite the same as PCjr BASIC, but for now, this will get you going with the RAMDISK.



No Pencils, No Clips,
No Ballpoints



WHAT IS A BOOT?

(Everett Thurber, Northeast Indiana PC Users Group, EXCHANGE Sept.-Oct. 1986)

Someone asked me a couple of weeks ago, "Why do we talk about booting or rebooting a disk or diskette? Why don't we just load it something?" Well, I'm about to tell you the true story of the boot.

The term "boot" comes from the old phrase "pulling yourself up by the bootstraps." You know bootstraps, those loops of leather at the back of your clodhoppers or cowboy boots? They are there so you can pull your boots on instead of grabbing the sole and pushing. The phrase comes from the sucker bet that if you reach down and grab yourself by the bootstraps and pull hard enough, you can lift yourself right off the ground.

Loading your disk or diskette is something like pulling yourself up by the bootstrap. When you first turn on your PC, or when you hit Ctrl-Alt-Del, you give control to a program in ROM known as the bootstrap loader. This program is so tiny that it has no way of knowing whether you are going to load DOS, UNIX, or maybe a game diskette that doesn't require an operating system. This bootstrap loader program only knows how to load a particular sector from disk into RAM memory.

This sector is always the first one at the beginning of the diskette (or hard disk partition), and it always gets loaded into the same place in RAM memory (location 7C00). This sector contains the bootstrap program. The bootstrap program is not very big, but it is just smart enough to find the particular operating system or game that is on that disk, load it into RAM memory and give control to it. If the operating system on the disk is very large or involved, the bootstrap program may just pull in a larger loader program with enough sophistication to load the operating system.

You have just pulled your operating system up into your PCjr by the bootstraps.


Don't Bend



Q. Is there any legitimate way to get the full documentation for programs like PC-WRITE 2.7 and PC-FILE III?

A. For those two programs, there's a book called THE SHAREWARE BOOK (Osborne, McGraw-Hill, \$14.95) that is all about using PC-WRITE, PC-FILE, and PC-TALK. It has lengthy sections on each and tear-out help cards in the back. It is well done and a good substitute for the full documentation. The PC-TALK section may be of interest to users of the Junior internal modem who like JR-COMM, since it is an adaptation of PC-TALK. The group strongly encourages members who like and use these programs to pay the small price to become registered users. (Metro PCjr Journal, Washington Metropolitan area, Bethesda, Maryland)

Don't
Touch
Disk



DISK DO'S & DON'TS by QUILL CORP.

1. When labeling your floppy disk, be careful not to apply too much pressure with the pen or pencil. It could leave permanent impressions on the delicate disk surface.

2. Never touch the disk itself. Even if you can't feel it, your fingers are oily. Touching the disk can leave traces of this oil behind that can interfere with the disk's readback.

3. Avoid smoking around your floppy disks. Like body oils, smoke can leave a film that may prevent your micro's heads from reading back information stored on the disk.

4. Be careful not to bend floppy disks. Though it's hard not to occasionally bend a disk slightly during use, try to avoid creasing the disk. This can permanently damage them.

5. Don't leave disks just lying around. A disk casually tossed on your desk could fall victim to spilled coffee, being accidentally thrown away, or just lost in the shuffle.

6. Always keep magnets and magnetic items away from your floppy disks. Because a disk magnetically retains information, contact with another magnetic force could wipe out stored data.


7. Always keep your disks in their protective sleeves when not in use. The non-static sleeve prevents harmful dust and dirt from contaminating your data.

8. Try to maintain a constant temperature for your floppy disks. The sensitive disk material could be damaged if temperatures drop below 50 or go above 125F.

9. Be sure to clean your Micro's head on a regular basis. Cleaning the heads reduces the dust and dirt build-up that could result in a head crash and destroy important data.



No Sun -
Not Too Hot



No Magnets



No
Cleaning



DOS TIPS

- Gene Moretti, FOX TALES 2/87,
Plainfield, Illinois -

Unless you are a speed reader, it is impossible to read the files that scroll up the screen when you do a directory of a disk that has a number of files on it.

This can be resolved three ways:
1) You can do a Fn Echo and print the directory on your printer;
2) You can use Dir/W which will display the directory in columns across the screen. Note that you lose the dates and bytes used;
3) You can use Dir/P which will display the directory one screen at a time. Advance the screen by pressing a key.

The EUGENE PCjr NEWSLETTER will accept advertising as follows:

COMMERCIAL AD RATES/insertion:

- 1 page - \$18.00
- 1/2 page - \$ 9.00
- 1/4 page - \$ 5.00

CLASSIFIED: "For Sale" ads are \$2 per 25 words for commercial transactions; free to members where information only is exchanged.

Ads should be placed two weeks before the next Club meeting. All ads are cash/check in advance.

Our Club members are seeking high quality, competitively priced hardware and software for our Juniors. We'd like to hear from you!

The EUGENE IBM PCjr NEWSLETTER is available for \$12/year, or as part of the paid-up Eugene PCjr Club membership at \$20/year. You may obtain one free copy of the Newsletter on request before subscribing. The overworked Editor accepts no responsibility for the accuracy or reliability of the information, opinions, or materials contained in this Newsletter. Reprint permission is freely given; please credit the appropriate author and the EUGENE PCjr CLUB NEWSLETTER. All contributions are gratefully accepted.

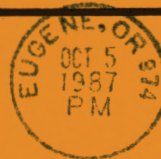
Make check or money order out to:

EUGENE PCJR CLUB, 1011 Valley River Way, Suite 220, Eugene, OR 97401; with the following:

Name _____
 Address _____
 City _____ State _____
 Zip _____ Phone _____



EUGENE PCjr CLUB



1011 Valley River Way, Suite 220
Eugene, OR 97401

RICHARD PAGE AUG87
5025 WILLAMETTE STREET
EUGENE, OR 97405

