



EUGENE NEWSLETTER

PCjr CLUB

VOLUME X
NUMBER 10
October 1994

1011 Valley River Way 116-B, Suite 220, Eugene, OR 97401



The October meeting of the Eugene PCjr Club will take place at the Northwest Natural Gas Bldg., 790 Goodpasture Island Road on Thursday October 13th. Setup & kibitzing will begin at 6:30 and the meeting at 7pm.



- President Rosie Janz
- Vice President Patti Tanner
- Treasurer and Company Store Phil Janz
- Disk Librarian Mike Ruiz
- Modem Captain Gordon LeManquais
- Commercial Contact Dick Page
- Social Director Lynn Miles Delker
- Newsletter Editor Louie Levy

Address Correction (or Change. . .Whatever. .)

No, we haven't moved. In fact, we have had the same address for nearly as long as we have had the club. Now, the local Post "Master" at 97401 has started sending some of our mail back stamped "insufficient address." Not all mail; only some mail. The "Post Master" hasn't been able to tell us why some gets through to us while some gets sent back. The mail sorters at 97401 say that we must add 116B to our address line so they can find us; just our address isn't enough anymore. So, please change our address in your database to reflect the "new" address on the masthead of this newsletter. Stick in 116B somewhere on the envelope to help the "Post Master."

editor

PRESIDENTIAL PONTIFICATING

by Rosie Janz

Nineteen members braved the threat of a downpour to attend our Fall PCjr Club picnic. We had a great time visiting with each other and munching on the ample variety of delicious food supplied by those attending and by the club.

As we lingered over the selection of tasty desserts, each of us introduced ourselves and told a bit about what we had been up to this past Summer. Because we are more than just a computer club, many of us enjoy the social gatherings as a welcome opportunity to get to know family members that don't attend our meetings. To members that were unable to join us, we missed you!!!

Good news!!! Mike Ruiz has agreed to assume the challenge of being our Club Librarian. Mike has great teaching skills... We can all look forward to some interesting club library disk demonstrations from him this season.

More good news!!! Two new families joined our club in September. Welcome to the Grantham and the Roggenbuck families!!! To learn more about them, look for VP Patti Tanner's article on "New Members".

Saturday morning, September 17th, five of your board members and club member Rob Atkins, met to complete the planning of programs for our '94 - '95 monthly meetings. Although three board members were unable to attend, we agreed that we chose some program offerings that will be informative and interesting to club meeting attendees. We tried to chose programs that would be of interest to members of varied skill levels and interest areas. Your job is to attend the meetings and let us know if we were successful!!!



Association
of
Personal
Computer
User
Groups

..OUR PRESIDENT'S PONTIFICATINGS CONTINUE:

Based on feedback and suggestions from members, board members are continually attempting to find ways to maximize the benefits we get from our time limited monthly meetings. Yes... we are making some changes!!! Some subtle little changes . . . and some not so subtle, not so little changes in what we do and how we do it. Curious??? Well then. . .



A "Membership Orientation" discussion program is planned for our October 13th meeting. Members will be given a notebook including information relevant to members and Junior users. Two new library disks will be demonstrated: *Solitaire* and *The Jr Tool Box*. Then, during a short break, Juanita and Warren Hampton will serve us one of the scrumptious goodies they have stored on their recipe file disk. . .

As we finish up our refreshments, we will spend the last portion of the meeting getting answers to burning questions or solving problems any one of us has concerning using our Juniors, it's programs and utilities. Take advantage of this group time to get your questions answered or to help us help someone else get their's answered.

BE THERE AND WE'LL ALL SHARE !!!

"HANDS ON" CLASSES FOR CLUB MEMBERS

by Phil Janz

Our regular monthly Club meetings provide software (programs) overviews as part of the regular evening session. There will be additional evening or weekend opportunities using some of these specific programs to provide a "hands on" experience for members. By registering and participating in workshops of their interest, Club members will be able to add to their skill levels. The specific Club meeting demonstration concerning that month's workshop will make it very clear as to what the focus of the workshop will be. Members may sign up ahead of time at one of our meetings on the "WORKSHOP BOARD", or by calling Phil (343-1059) and indicating that you would like to have your name added to a specific workshop.

There will be a \$6 non-refundable registration fee per one-session workshop or an \$8 fee for a two-session workshop for each participant. The fee reserves a working place in the workshop, provides the participant with the necessary shareware disks and pays for refreshments during the workshop. The person hosting the workshop will receive the workshop free. . .Anyone interested in "hosting" and "learning" at the same time? Hosting does not imply responsibility for teaching the workshop, the host only provides a place, along with some refreshments, for the instructional gathering.

The thrust of these workshops is to provide opportunities for interested Club members to receive help in actually learning how to make better use of their PCjr. Club membership is only \$20 per year and includes all family members.

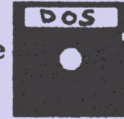
Once you sign up for a workshop the date and time will be determined by consensus among the participants and instructor.

OCTOBER WORKSHOP:

TITLE: INTRODUCTION TO DOS FOR THE NEW USER/A REFRESHER FOR THOSE THAT NEED IT & THE SECRETS OF "UNLOCKING" FILES ON DISKS


INSTRUCTOR: Louie Levy

DESCRIPTION: Back to basics with DOS—way back! The first session will cover what gets Junior going and will cover it without all the jargon. We will learn why we need all those diskettes; what's on them and why. The second session will help us understand how we use some of the files to get it to "run." A two session workshop for the inquisitive mind. All without the lingo the kids learned in their computer classes at school.

**NOVEMBER WORKSHOP**

TITLE: GETTING STARTED IN WRITING ASSISTANT/REFRESHING YOUR MEMORY ON MAKING TOTAL USE OF WRITING ASSISTANT'S FULL POTENTIAL FOR THOSE THAT NEED IT

INSTRUCTOR: Barbara Castleton



DESCRIPTION: A user friendly word processing program that will run on a 128K PCjr! Writing Assistant can help you create and edit documents, including spell checking! Learn to save your documents and even find and retrieve them at a later date! The "ins 'n outs" of making the program work quickly and easily for you, along with printing a document, makes up this powerful program usable for any age!

JANUARY WORKSHOP

TITLE: CREATING MAILING LABELS & LISTS

INSTRUCTORS: Warren Hampton and Phil Janz

DESCRIPTION: One workshop session using PC-File & NamePal. You say that you are not organized, can't find Aunt Martha's phone number or you panic at trying to update your jumbled and messy Christmas Address book as you stare at the huge stack of Xmas cards and their many address changes you received in the mail last month... If you sign up for this workshop you are indeed in luck! These two different programs will allow you to get yourself gathered in, efficiently organizing your information so it can be easily updated and printed out. You will become the envy of your family due to your being "on top" of just everything!

FEBRUARY WORKSHOP

TITLE: MAKING SIGNS, BANNERS, CARDS & STATIONARY

INSTRUCTOR: Patti Tanner

DESCRIPTION: One workshop session. A fun activity that will prepare you for enhancing parties, club meetings, classroom projects, etc. Challenging for all ages!

MARCH WORKSHOP

TITLE: GETTING STARTED IN WORDPERFECT

INSTRUCTOR: Mike Ruiz

DESCRIPTION: Using WordPerfect on your Junior will open up new vistas in your life. This workshop will give you step-by-step instructions on how to format documents, spell check them, save them to disk and find them again. You'll love it!

APRIL WORKSHOP

TITLE: MAKING SELF BOOTING DISKS

INSTRUCTOR: Louie Levy

DESCRIPTION: We all get tired of booting Junior and then having to figure out how to get a certain program up and running. Why not make all your programs self-booters? Just the thing for those kid's programs so the grandkids won't have to get you to get their programs going for them.

Other workshops can be added if there is sufficient interest and we can locate an instructor. Let Phil or Louie know if you have such an interest.

* Workshop participants must be Club members in good standing. All Club memberships are "family" memberships, and everyone in the family is eligible to participate.

* Early registration is encouraged. Workshops are generally limited to five or six participants. Each person is assured of a "hands on" experience with a PCjr.

The Disk Library

Those of you who have been in the Club for some time know that Cindy Hoffman brought a lot of pizzazz to our Disk Library during her tenures as Librarian. Before Cindy, disks had been numbered from one to whatever the most current disk was. Cindy brought what order we now have to the chaos of our "system." All of us, even those who don't realize what she did, appreciate what the Library is today.

The torch has now been passed to Mike Ruiz! Your Board has worked to solve some of the dilemmas that past Librarians have encountered and have come up with a new *modus operandi*. Mike is going to keep track of the Library and see that new programs are added and that they are demonstrated at each meeting. Library Disk Sales will be handled through the Company Store. So, if you need to purchase any disks from the Library, see Phil during the regular monthly meetings. You can still order anything you need by mail if that better suits you.

Remember that the Club accepts any donations of software. To be included in our Software Library, it MUST be Shareware! Commercial software can be donated, but it should be given to Patti Tanner to be used for Door Prizes.

And Speaking of the Library-

Two new programs will be demonstrated at this month's meeting. One is *Solitaire*, a disk that has several interesting card games on it, and the other one is the *Junior Tool Box*. This second disk has many tips and tricks on making repairs and upgrades to your Junior. Unfortunately, most of them require that you use a soldering iron. Eileen won't allow me near our Junior with a soldering iron since we replaced the motherboard the last time I made a "simple" repair. Gordon said there is a BIG difference between a soldering iron and a soldering gun. Still, the *Junior Tool Box* is an interesting disk!

editor

Welcome Aboard!

Patti Tanner

We would like to introduce two new families to our club this month! First, we welcome Janet Grantham and her two sons, Jeff and Kyle. Janet was raised in the Springfield area but has made her home in Eugene for the last several years. Janet is a single parent who keeps active by working and going to sport activities that her sons are involved in. Jeff is twelve and enjoys baseball and karate. Kyle is nine and participates in all sports. While on a

continued on next page

family garage sale outing, which is a favorite activity of Janet's, they found PCjr and were given a name of a person to contact. That person led them to Phil and to our club! The boys are the main Junior users, but they are having fun teaching Mom. They plan on using the computer for homework as well as games.

Our second new family is the Roggenbucks. Karen Roggenbuck, born at Sacred Heart Hospital, has lived in our area all her life. She is married to Dave and they have two children, Russell, eleven and Elizabeth who is five. Russell is active in all sports while Elizabeth enjoys baking with her mom and playing Barbies. Karen likes to relax by swimming, hiking, or camping. Dave is an ardent fisherman.

The Roggenbucks were introduced to the PCjr by club member (and sister-in-law) Pauline Bacard. Karen's goal is to gain computer knowledge that will be helpful to her in the future when she joins the work force. Russell is using their Junior for games as well as homework while Elizabeth wants to learn her alphabet. . .and have fun doing it!

↓ ↓ ↓ ↓ DOOR PRIZES ↓ ↓ ↓ ↓

At our meeting on Thursday, the door prizes will be a choice of a stuffed animal or a disk from our Disk Library for our younger members and a choice of a pretty sachet or disk from the Disk Library for the lucky adults.



THE WIZARD

Bring those questions you may have to the meeting this week and they will be answered as time allows during our "Wizard" time slot. You may write them down beforehand or use our new question form when you get to the meeting. . .here is

a sample:

"WIZARD, I want to know: My neighbor wants to sell me his old modem. Will it work in my Junior?"

or, "WIZARD, I want to know: How can I get the goat to follow me in King's Quest?"

Be sure and take advantage of this new opportunity; inquiring minds want to know!

Patti T.

Banking on Junior

by Lynn Miles Delker

Well, it's finally here. The future we have read about where all the ordinary tasks we perform can be done by computer has arrived and PCjr is right there working its heart out for you.

I'm speaking of banking by computer. Of course you have to have a bank account with a bank that participates in this kind of program, then you have to have some money in the bank, then you need a modem, (modem settings will be given to you by your bank), and a telephone line, and a software package to use. For software, contact Phil Janz, the trusty help man in the Company Store.

Next you need to tell your bank you wish to participate in this kind of program, and they will furnish you with informational brochures or pamphlets to get you started.

These programs are generally just getting started in banks and so have patience, their programs are not perfect yet.

In case your are wondering just what you can do with this wonderful step into the future, just listen. . . After you get into the system, my bank calls it Personal Branch, you will have to give your account number followed by your personal identification number called PIN. The system is a lot like Clinton—three strikes and you're out—so try to get your account number and PIN right by the third try or you have to start all over.

Once you get into the account, you will get a main menu to select your activity. You may select account histories for both checking accounts and loans. You can tell if a check has been cleared, or a deposit made, or horrors—if there really is any money

continued on Page 6 >

left in the account. You may get dividend information or loan payoff amounts and maturity dates on all time deposits. If you have a business, you could get a payroll distribution record and tax information. You may transfer funds from one account to another. You may even withdraw funds by check and have it sent to yourself by mail. You may also download information.

Probably banking services by computer vary from one bank to another, so check with your bank to see if they offer this kind of service and if they don't offer it, ask for it.

Did I forget to say that learning to use this process takes patience? But try it, then you too can check your bank account regularly to see if some unexpected funds turn up.

Good luck!  Lynn Miles Delker

Obsolescence on the Move

Louie Levy

"I could have sworn that I saw an advertisement in the September issue of Computer Shopper that IBM has come out with another line of computers. I can't remember what they called the new line, but they did say that it was aimed at capturing the home user market. Gee, I thought that's why they came out with the PS/2...or was it the PS/1...or maybe it was the Value Point line...or come to think of it, I think it was the PCjr!"

Bob Gauthier, Central CT PC (PCjr)
Group Newsletter

In an editorial in PC World magazine, Editor in Chief Phil Lemmons says that "PC vendors have asked for more timely review now that many models remain on the market only six months or even less." One vendor told Mr. Lemmons that PC World does "a great job on reviews, but by the time your (PC World's) review appears I'll have an all-new product line. There isn't one PC I can sell you that will still be on the market five months from now."

This about says it all for Junior and why IBM "orphaned" it when they did. The quote from Bob Gauthier, while humorous on the surface, is made

very true when taken along with what the editor of PC World says. In the game of computer marketing, six months is about it for any product line. After that, you can no longer find it on any dealer's shelf.

Does the fact that a particular model or type of computer is no longer being manufactured make it obsolete? Most Junior owners have proven that they don't buy into this hype. This is the same ploy the automobile industry uses to make us buy a new car every year when the old one is doing just fine.

Still, this doesn't mean that a PCjr owner should never consider buying a newer, faster or larger computer. What it means is that people should look at their individual needs before allowing themselves to be taken in by the "newer is better," "what you have now is obsolete" sales talks by most vendors.

If what you do requires you to use some of the larger computer aided design programs, desk-top publishing software packages, or those programs that only run under Windows and must have a zillion bytes of memory and own their own partition on your gigabyte hard drive, then by all means do some shopping around and make the move.

Just remember that the work you and I are doing everyday is being done on one of those so-called obsolete computers. Also remember that the computer you may buy tomorrow will, like Junior, become obsolete in six months. . .if you believe everything you read!

Louie L.

DOS TIP:

When you key in DISKCOPY A: B: and press enter, we know that Junior will read DISKCOPY.COM from our DOS boot disk in our A Drive and then execute the command. Once the copy process is completed, Junior asks us if we want to make another copy. If we want to make another diskcopy, but inadvertently press "n" for no, we are left with the DOS prompt and will have to start keying in the process all over again.

continued on page 7

But, we don't have to rekey the command DISKCOPY A: B:. All we need do is press Fn 3 and Junior will repeat the last DOS command we keyed in. You can try this with the DIR command. Put a disk in your drive and key in DIR and press enter. Now, press Fn 3 and you will see the DIR command repeated.

You can also key in FN 1. This will repeat what you last keyed in one letter at the time. Fn 1, Fn 1 and Fn 1 will repeat DIR. Of course, the right arrow key will do the same. . . one letter at the time.

Fn 2 isn't used very often, but if you have keyed in a rather long DOS command, you can key in Fn 2 followed by a character from the last DOS command and Junior will repeat the command up to that particular character.

We should all try these, and for that matter, all new tips we read about. Many will not be used, but if we find only a couple useful, they will make our computing much more pleasurable! And that's what it's all about, isn't it?

Trends from (Wow!) Ten Years Ago-

PC WORLD magazine, back in December 1985, focused on trends for the next year and included several graphs. One showed that 288,000 Juniors were sold in 1984 and that 205,000 Juniors were sold in 1985; a grand total of a lot of IBM PCjrs in a two year period!

Back in January 1986, IBM had a "PCjr Holiday Promotion" that offered the following items (many at 50% to 60% off their list price):

Lotus 1-2-3 (\$300)

Managing Your Money With the IBM PCjr (\$95)

Colorpaint (\$50)

King's Quest (\$25)

If you would like any of these programs check the "Company Store"; I'm sure that the prices are somewhat lower now!

Quotable Quote:

"Those that have continued to maintain and use the jr are to be both envied and admired."

Robert F. St. John in the jr Newsletter

♪ MAKING jr CLICK

You should all be familiar with the key combo Ctrl/Alt/Del to reboot our Juniors, but did you know there are other similar keyboard tricks? The least documented one is the Ctrl/Alt/CapsLock combination.


Pressing all three keys (Ctrl/Alt/CapsLock) at once produces a quiet clicking sound each time a key is pressed. Some people find this kind of mechanical typewriter sound annoying while others find it a helpful reminder that the key they pressed actually got properly "hit". It also can be useful when children are using the PCjr, as they get a sound to help them realize that pressing a key actually caused something to happen in the computer.

To turn off the click, just press the three keys together again. (This type of key function is known as a "toggle switch key function" because you can toggle it on or off.)

Give it a try. You may find you like it!

The 5th Wave

By Rich Tennant



"ALRIGHT, STEADY EVERYONE. MARGO, GO OVER TO TOM'S PC AND PRESS 'ESCAPE',...VERY CAREFULLY."

THANK YOU, X-TREE

NEED HELP??
**Give These Club
 Members a Call:**

BASIC or WordStar: Paul Bonney - 344-1501
 PC-FILE III, DOS, or WordPerfect:
 Louie Levy - 343-7592
 PC-FILE +, 5 or 6, Graphic Programs or DOS:
 Dick Page - 342-3193
 Writing Assistant or NamePal:
 Phil Janz - 343-1059
 BankStreet Writer or Prodigy:
 Christine Brown - 741-1594
 Communications: Gordon LeManquais - 746-1594
 King's Quest: Cameron Lambright - 687-9352
 Sierra Games: Cindy Hoffman - 688-6069
 Hardware Problems: Dick Page - 342-3193
 Spreadsheet Programs: Mike Ruiz - 687-8661
 For help in the Portland Metro Area, call
 Robert Mueller: 252-1106
 Parts and supplies:
 The Company Store: Phil Janz - 343-1059

*"Whoever said good help is hard to find
 has never called the Help-Line of their
 local computer club!"*

Operation Crime Stopper

Well, not necessarily crime. But, how would you like to have your Club keep track of the serial numbers of all your computer equipment? These would be indispensable to you in the event of fire or theft. We have room to include these important numbers in the Club's database of your personal information.

Send us a list of your equipment along with their model and serial numbers and we will key them into your personal record. And, they will be personal and confidential! Only on your request will anyone be able to get them.



EUGENE **PCjr** CLUB

1011 Valley River Way 116-B, Suite 220
 Eugene, OR 97401

FIRST CLASS MAIL

PCjr LIVES!
COURTESY: RACORE CORP.