

# jr Newsletter

July-August, 1993

## Making The Best of a Floppy-Based Junior

One of the most frustrating aspects of operating a computer without a hard drive is the need to continually swap disks, to give the computer the DOS system disk with the COMMAND.COM on it whenever it asks for it. There is a way to avoid this hassle, though it does take up some of your operating memory and is most efficient on computers which have the full 640K of base memory.

When one normally boots up from a diskette, the original command processor (COMMAND.COM) is loaded by the two system files IBMBIO.COM and IBMDOS.COM, which are normally hidden files. Then control of the computer

*(Continued on page 19)*

### In This Issue:

Beginners' Corner.....	2.
Questions and Answers.....	3.
Reader Feedback .....	5.
SAT Prep Software Review.....	8.
News of the Past.....	23.
Networks for PCjr.....	25.
PCjr Classifieds.....	26.
What's New in Software Store.....	28.
Software Order Form.....	29,30.

**PCjr Lives!**



## Disk Drive Parameters

*By John King*

The 5.25 in. floppy disk drive in your PCjr is a fascinating piece of machinery and electronics. It must spin the disk at precisely 300 rpm (actually, between 296 and 304 rpm) while reading and writing on the magnetic media which is divided into 40 tracks of 9 sectors each on both the top and bottom of the diskette.

While many of the operating parameters of the drive are built into the hardware, others can be changed as necessary by the Disk Operating System, DOS. The speed of rotation is built in and cannot be altered. Similarly, the position of the tracks is fixed. (The tracks are concentric circles around the disk with track 0 on the outside.)

*(Continued on page 16)*

# The All-Important CONFIG.SYS

by John Schwab

I should start by saying that DOS does not come with a CONFIG.SYS file, it is one you have to create yourself. Many users do not use a CONFIG.SYS file, either because they have never known about it or because they do not know how to create one.

I will show you what it does and how to write it. A CONFIG.SYS file is read by your computer as it boots up. If it exists, it is read and the directions found within are followed. If there is no CONFIG.SYS file, the boot up process goes on to look for the AUTOEXEC.BAT file and reads that if it is there. If there is no AUTOEXEC.BAT it will just prompt you to set the date and time, then it will display the DOS version and the DOS prompt.

Jr Newsletter is published bi-monthly by Crider Associates, P.O. Box 163, Southbury, CT 06488. Tom Crider, Publisher; Dorothy A. DeBisschop, Editor. Subscriptions are \$19 per year. Although every attempt has been made to insure that statements contained in this publication are accurate, neither the publisher, editor, or writers assume any responsibility for their accuracy. PCjr is a trademark of the International Business Machine Corp., which has no connection with this publication.

From this we can gather that a CONFIG.SYS file is quite important if it is one of the first things to be looked for.

It is perhaps easier to show you what one might look like, and then explain it a line at a time. At the conclusion of this article, we will write one together. Here is an example of a CONFIG.SYS file:

```
DEVICE=PCJRMEM.COM  
DEVICE=MOUSE.SYS FILES=8  
BUFFERS=10 BREAK=ON
```

Let me state now that a CONFIG.SYS file is written in ASCII. [Ed. Note - Clear text; if you can read it using the DOS TYPE command and there aren't a bunch of extraneous characters, then it's probably an ASCII file] You can create it from a word processor or editor that saves in ASCII, or from the DOS prompt. I will get into that later.

Looking at line 1, we see 'DEVICE = PCJRMEM.COM'. This is an instruction to our computer that we wish to use a device driver (or directions found in a file called PCJRMEM.COM). In this case, the file PCJRMEM.COM is the one I use to tell my PCjr that I have more than 128K of memory. I have 640K, but without this instruction in my CONFIG.SYS file, the computer

(Continued on page 9)



# Questions & Answers



By Rene Waldron

**EDITOR'S NOTE:** jr Newsletter gets questions in the mail from PCjr owners every day. So many, in fact, that we apologize for not being able to answer them personally. This Questions and Answers column is our way of responding to the questions readers ask about their PCjrs. We can't answer all of the questions we receive, but we try to answer those that are either asked by several readers or those we feel will be of interest to PCjr owners in general. If you have a question that you do not see answered here, or elsewhere in this newsletter, please feel free to write to us at jr Newsletter, Box 163, Southbury, CT 06488.

---

**Q.** I recently bought a new printer and plugged it into the parallel port of my Racore 2nd drive unit. My question is: How do I reconfigure my PCjr to use both printers as my original printer is still plugged into the serial port?  
**T.T. Custer, SD**

**A.** You will have to inform all the software which you want to use about the new printer being plugged into the parallel port.

When you were using only the serial port printer you had two ways to handle the printer. One way was to set up all your software to recognize the serial port (PRN=COM1, probably) as the output for printing. The other way, and this is often used in conjunction with the first, is to configure the PCjr itself in the AUTOEXEC.BAT to direct all PRN output to the COM1 serial port.

Actually, the default for PRN is the parallel port, called LPT1, so your new printer should print all the time, unless you've set up the software as described above. Your CONFIG.SYS and AUTOEXEC.BAT files indicate that you are in the default configuration.

First, you'll have to check the 'setup' or 'initialization' or 'options' of the various software programs which make

printouts. Somewhere in each there will be options to choose printer ports by COM name or PRN or LPT(#) or some such thing. Make a list of the options available within each program.

Dig out the DOS manual for whatever version you're using. Carefully read the section which covers the MODE command. This could be the other part of the solution to the problem. This command and some of its options will be written to a batch file of your making. The MODE command can re-direct output to and from serial ports and parallel ports. Some examples follow. A reminder here; MODE is an external command which means you'll have to have MODE.COM available on your disk and in the active path.

With a parallel printer connected AND if software uses only LPT1; This is the DOS and Jr default and only the parallel printer will print.

With a parallel printer connected AND if software uses only PRN; This is also the DOS and Jr default and only the parallel printer will print.

With a serial printer connected AND if the software uses only LPT1

*(Continues on page 4)*

## Questions & Answers

(Continued from page 3)

use

**MODE COM1=96,n,8,1,p.** This sets up the serial port for fast serial printing and must be used for all serial printing access. The last "p" tells DOS to continue re-tries on printer failure or out-of-paper, etc. instead of crashing.

**MODE LPT1=COM1** (This re-directs LPT1 output to the serial port.)

Here are some more variations on the theme:

**MODE PRN=COM1** (This directs PRN output to the serial port.)

With both serial and parallel printers you will either have to set up the selected printer 'on the fly' using a batch file just before running the software or using the options WITHIN the software to select the parallel port or the serial port for output.

The idea is to try to set up the software to use **PRN=COM1** for the serial printer and **LPT=LPT1** for the parallel printer and to do it all within the software. If you cannot do this, set up a pair of short batch files, one of which will be executed immediately before starting the problem software. One batch file will use the **MODE** command to access the serial printer and the other to access the parallel printer.

In most software, the batch file approach will not be necessary. in **PC-Write**, all versions for example, it is merely a matter of choosing the printer by name and selecting the


port by name for each printer then **PC-Write** makes a little file for each printer to use internally. Most modern software has the flexibility to handle more than one printer and more than one printer port.

Here's an example: If the software allows both **LPT** and **PRN** for output then you should set up **LPT** to the parallel port **LPT1** and set up **PRN** to the **COM1** serial port and select printers as necessary while in the software. No changes should have to be made by using the **MODE** command in **DOS** in this case.


**Q. My original disk drive is real noisy now and will not read or write. I've cleaned the rails and heads and wonder if there's anything else I can do. T.T Custer, SD**

**A.** All the drive connector plugs and contacts should be pulled and re-inserted. This will clean and bur-nish the contact surfaces. Be especially careful with the tiny, delicate plug to the magnetic head. Make a test once all this has been done. By the way, **OTHER** plugs and/or contacts can cause these symptoms, too. Remember the drive is a mechanical device and will vibrate enough to exaggerate an erratic connection even when it's running properly! When peculiar behavior of any sort raises its ugly head, go over all the cables, plugs and cards in their sockets. We've had instant headache relief on a number of such occasions by checking the connections to non-associated devices and peripherals.

(Continued on page 10)



# Reader Feedback



## Reader Comments

I would like to tell you that I enjoy the jr Newsletter. Overall it is very good although I don't like the format you changed to in April 1992. I don't find it "easier to read and save." I store mine in plastic magazine files and the sheet size then, 9.5 by 12 inches didn't fit well. The smaller size, 8.5 by 11 of the last two issues is better, so I hope you will continue to use it. I still don't like having to unfold it, but at least the new ones fit in the holder.

I also think you devote too much space in every issue to listing the software you carry. I think an annual catalog such as in January 1992 with additions and updates covered in the regular issues would work well. You could probably save a whole sheet per issue.

*Robert A. Hanner, Georgetown TX*

**EDITOR'S NOTE:** Perhaps we devote too much space to our software, but we need the income from software sales to keep the newsletter going. The size of the newsletter has changed somewhat since we started using a new printer to save costs and since we learned that the current format would save mailing costs under the new postal regulations.

## Reader Finds Errors

Just finished your May-June issue and as usual found much of interest, particularly the articles on DOS, having just switched from 3.3 to 5.0 due to finally broken down and bought a hard drive and modem. I also use PCE's Combo Cartridge and Larry Newcomb's indispensable `ironcig.sys`. I have a couple of comments and questions.

You mentioned that DOS 3.3 was an important advance for us junior users because it added FASTOPEN command for caches. My new DOS manual, which is Fountain's Microsoft MS DOS 5.0 User's Manual and Reference Guide, still refers to FASTOPEN but says that it improves speed mainly for database programs and language compilers, both of which repeatedly open and close files. The manual goes on to say that for other than those types of programs, the buffers command might improve speed more effectively.

The buffers explanation is a bit clearer in this manual than in earlier ones and even shows the most effective buffer sizes for different types of hard disks. More interesting to me was the subject of secondary buffer caches, which I had never heard of before. According to the

*(Continued on page 6)*

## Especially for Junior

**PCJR MUSIC SAMPLER.** A collection of classical music concerts performed with great precision to produce the highest quality sound you've ever heard on your PCjr. Disk includes a separate program to activate Juniors sound generator before running game software to get highest quality sound. 128K ok (Disk #119)

**JR MUSIC MACHINE.** If you want to write and play music on your PCjr, this program allows you to do it. Displays music as you write it using jrs 16 colors, and plays music back in three voice harmony. Features allow you to adjust key, tempo, note values, etc. Color Display required. 128K ok. (Disk #62)

**DOS 2.1 FIX.** Patches to fix the bugs in DOS 2.1. Cures most problems encountered when running memory intensive programs. Also patches to run BASIC and BASICA on DOS 2.1 without having Cartridge BASIC installed. 128K ok. (Disk #40)

**THE BEST OF JR NEWSLETTER I.** The best and most informative articles from twelve issues of jr Newsletter (June 1986 through May 1987 issues) are contained on this disk. More than 50 articles on compatibility, problem solving, software, maintenance, memory expansion, how-to projects, tips on using DOS, and more! 128K (Disk #54)

**THE BEST OF JR NEWSLETTER II.** All the major articles and columns from June 1987 through May 1988 issues of jr Newsletter. Subjects cover most aspects of PCjr operations with tips on compatibility, DOS, expanding and speeding up PCjrs, best software, etc. Easy search function finds subjects quickly. 128K ok. (Disk #66)

**THE BEST OF JR NEWSLETTER III.** Disk contains most of the major articles published in jr Newsletter from the June 1988 issue through May 1989. Articles on compatibility, PCjr hardware and software tips, regular columns, letters from PCjr users, and other informative articles. Utility to search for subjects included. (Disk #91)

## Reader Feedback

(Continued from page 5)

manual, word processing programs are sped up through using a secondary cache. Also, programs may load faster. Because our trusty jrNewsletter led me to this reading exercise, I have just changed from 30 buffers to buffers=30,8. Of course, the use of buffers is still a mystery to me and I don't know if this will do anything for me - I do know I lost another 4080K by adding the secondary cache - but we'll see.

I appreciated the chart showing the various sizes of all the DOS systems. But boy was I confused by the two Free Mem columns! I assumed that the figures in those columns were the result of subtracting the System File Size from 640,000, until I got to the figures for DOS 4, 5, and 6. I sure wish my system could have 999,999 memory after loading DOS 5.0! Believe me this is not sarcasm - what was intended with those numbers?

You mention on page 25 "IBM's national BBS." That's something else I never heard of; how does one get to it? I don't think you mean Prodigy which I now have but haven't found anything about downloading CSDs.

In closing, I would just like to say that I have really appreciated all the help you have given over the many years I've been subscribing. You have given much useful information and enjoyment. I read every word of every article, even those that are about matters outside my immediate interests. I can't help but wonder

how much longer this can last. The computer world is changing more and more every day, powerful equipment and programs are cheaper than ever, and Windows seems to have taken over. Can junior users resist converting? I know I can.

Anyway, thank you again and -  
Live Long and Prosper.

*Philip T. Bonday*

**EDITOR'S NOTE:** You caught the typesetting errors that our proof-readers missed! When we wrote that article, we typeset the table before we had completed testing the various configurations on the junior. So we set the 9's in the table for the purpose of layout. Unfortunately, we forgot to put in the correct figures and none of our proofers caught it! To answer your question, if you run DOS 4.0 on a 640K PCjr with JrConfig 3.02, you should get about 561K of free mem; with DOS 5, that goes down to about 552K; and DOS 6 takes the available free memory on a standard 640K PCjr down to about 527K. If you were using JrConfig 2.14, you would have about 60K less of free mem on the various DOS versions.

To answer your IBM BBS question, there are a number of IBM-sponsored BBS's across the country. You were almost right when you guessed there might be something on PRODIGY--It's on COMPUSERVE. Locate a COMPUSERVE user and ask them to check the IBM Library section for the files you want or for a direct-connect BBS number in your region.

## PCjr Software

(Order form on pages 28-30)

**BEST OF JR NEWSLETTER IV.** For your handy reference, disk has the most informative articles, columns, and tips published in Jr Newsletter from June 1989 through May 1990. Easy to use search utilities provide quick ways to find any subject of interest. 128K ok (Disk #118)

**BEST OF JR NEWSLETTER V,** The best, most informative articles, columns, reviews, Questions and Answers from the June 1990 thru the May 1991 issues. Includes powerful search utility so you can find and read any subject easily. 128 ok (Disk #130).

**THE BEST OF JR NEWSLETTER VI.** Disk contains most of the major articles published in Jr Newsletter from the June 1991 issue through May 1992. Articles on compatibility, PCjr hardware and software tips, questions and answers from PCjr users, and other informative articles. Utility to search for subjects. 128Kok Reviewed 7/92 (Disk #142)

### Educational

**THE WORLD29.** View the world on your computer! Locates cities and countries by name or latitude and longitude, shows the capitals of 150 nations, each state, and other cities of note. Allows entry of additional locations, storm-tracking and features an educational Name-That-City game. 512K required. Reviewed 1-2/93. (Disk #105.)

**MICKEY MOUSE ALPHABET.** Walt Disney characters with an alphabet theme. Alphabet includes Goofy riding in an (A)irplane to Mickey riding a (Z)ebra. We recommend Disk #145 (ViewImage) for viewing the pictures. If you have upgraded PCjr to VGA, then use the CSHOW program provided. Reviewed 10/92. (Disk #146).

**CAPSWORLD** Geography Trivia game on capitals of the world, populations, areas, cities, languages and currency. 128K OK. Reviewed 3/92. (Disk #138)

**VERBAL VANQUISH.** SAT preparation program stresses strategies for taking the S.A.T. and similar tests. 512K, 1 drive Reviewed 7-8/92 (Disk Set #10)

*(Continued on page 8)*

**FIRST AID TUTORIAL.** Learn or review your First Aid Lessons with this tutorial prepared by a Certified First Aid Instructor. The time to learn first aid is BEFORE you need it! Reviewed 3/92 (Disk #137)

**ARE YOU READY FOR CALCULUS?** Excellent review of Algebra and Trigonometry skills you'll need before taking Calculus. Provides help in needed areas. Designed by professor in University of Arizona's Math Department. 128K ok Disk #117)

**BIBLE QUIZ.** Excellent quiz game tests knowledge of both the Old and New Testaments. Provides answers and biblical references for each question. For one to three players. 128K OK. (Disk #85)

**BRAIN BOOSTER.** Includes IQ Builder, a program that both teaches and tests your ability to solve number, analogy, synonym and antonym problems like those on IQ and SAT tests. Also includes Algebra and Chemistry programs. For high school and up. 128K (Disk #43)

**COMPUTER TEACHER.** For those who want to learn how to use DOS commands and to understand basic computer hardware terms, this interactive software will help you become computer literate. Helps you better understand those manuals and computer magazines, as well as how to do more with your computer. 128k (Disk #77)

**CROSSWORD CREATOR V3.30.** Make your own puzzles up to 36 columns by 22 rows. Many helpful sorting and placement features. Prints out on virtually any printer. 256K (Disk #71)

**EARLY LEARNING.** A collection of colorful educational games for ages 6-8. Sing-along alphabet, letter match, counting game, maze, pattern matching and more. 128K, need Cartridge Basic. (Disk #48)

**EQUATOR.** An excellent way to learn and review 35 basic equations used in math, finance and science. Learn to compute the volume of a cylinder, compound interest, or average velocity and much more. Manual on disk. 128K (Disk #20)

## VERBAL VANQUISH: The S.A.T. Tutor

Concerned about entrance exams? Want to do your best on the S.A.T.? **VERBAL VANQUISH** is meant to "vanquish the anguish" of people taking the verbal portion of the S.A.T., P.S.A.T., A.C.T., G.R.E., and similar entrance exams. It consists of ten tutorial lessons and a strategic vocabulary list. It is menu-driven and very easy to use.

Most commercial S.A.T. prep programs do not really do much to help students improve their scores. Many are simply drills--and drilling alone has proven to be of little help. **VERBAL VANQUISH** emphasizes test-taking **STRATEGY**. The program is meant to review the kinds of questions to expect, how to best answer them, what the tests are supposed to show, and how to avoid common mistakes.

If students use the information and practice according to the strategies in **VERBAL VANQUISH**, they will be mentally and psychologically ready to do their best on the Boards. The author's experience shows that a simple six-hour review of the strategies has been enough to raise Verbal scores an average of 67 points. The College Board considers any increase of more than 35 points significant.

**VERBAL VANQUISH** uses 512K of RAM and uses DOS 2.1 or higher. Although it is a two-disk program, it needs only a single disk drive to operate. It is Disk Set #10 in the Software Store on page 30.



## Beginners Corner

*(Continued from page 2)*

would not know to look for more memory above the 128 in the main CPU. My extra memory is in a sidecar.

You can begin to see this instruction is important. The 2nd line tells our PCjr that we have a mouse attached to our system. Some mouse drivers can be either a COM file (MOUSE.COM) or a device driver. In this case, line 2 is a device driver in a CONFIG.SYS file. If you used MOUSE.COM at the DOS prompt, you would not need MOUSE.SYS in your CONFIG.SYS file. Doing that would be different way of loading a driver. Some drivers are only able to be loaded via the CONFIG.SYS file, especially in the latest versions of DOS.

The 3rd line tells the CPU how many files it can have open at one time. This sounds confusing at first as you can only read a file at a time on the screen. However, the reference here is to program files, such as overlay and help files a program might use.

An example of this would be Wordstar. It has a main program file, a configuration file (as to how it is set up), a help file, a command chart overlay file, and others. The master files needs to get data from these files throughout the run of the program. These files are said to be open while Wordstar is running. The files statement on line 3 tells the computer how many of these you

need open at one time (the maximum at one time).

The default for FILES= is 8 on the PCjr, and it is generally enough. Just for information, each number at the end of files= statement uses 39 bytes. It is not a concern though. If you do desktop publishing such as this newsletter, you might need a line such as FILES=20 or even FILES=30. Generally the default of 8 is enough.

The 4th line says BUFFERS=10. This tells DOS to take 1/2K per buffer and use it for storage. BUFFERS=10 takes up about 5k of memory. This memory is used by DOS to store information, thereby reducing the amount of time needed to do things. If DOS is looking for instructions, and they are already in a buffer, DOS does not need to go down to the disk, spin it around and find the data. This saves a considerable amount of time when loading large programs. It is similar to a disk cache program in that respect.

The 5th line tells DOS to turn the break on. This will allow us to "break" out of a program that doesn't stop, or an endless loop. By hitting Control-C, we can now regain our DOS prompt.

There are other device drivers, and some are more complicated to enter, but let's look at writing one now that you understand a little about what a CONFIG.SYS file does.

A CONFIG.SYS file can be most easily entered from the DOS prompt.

Type in the lines in CAPITAL

*(Continued on page 10)*

**GAMES FOR EARLY LEARNERS.** Young children like Teach Tots alphabet and counting games. Other activities teach spelling and telling time. For Preschool through grade 3. Cartridge BASIC, 128K. (Disk #63)

**HAPPY GAMES.** Written by a mother to help her own preschoolers learn on their PCjr, this set of colorful educational games makes learning fun. Teaches colors, shapes, logic, eye-hand skills. 256K and joystick required. (Disk #88)

**LANGUAGE TEACHER.** Helpful exercises for both French and Spanish language students. Hundreds of vocabulary words and verb conjugations. 128K ok. (Disk #72)

**MATH FUN!** A great way to get kids learning how to add, subtract, multiply and divide. Includes a program called Math Tutor which has cleverly designed exercises for kids in Grades 1-6. Also Funnels and Buckets, a nifty math game that makes learning math fun. 128K. Need Cartridge BASIC (Disk #42)

**PLAY AND LEARN.** Educational games for kids 5-12. Word match games, find-a-word puzzles, word scrambles, and many more made by teachers. 128K, need Cartridge Basic. (Disk #32)

**SPEED READ.** If you'd like to double or triple your reading speed, and increase comprehension as well, Speed Read can help you do it. It provides instruction and exercises designed to break bad habits and improve reading efficiency. 256K (Disk #90)

**SPELLING BEE.** A game that builds spelling skills from Grade 3 level to adult. You are an Olympic athlete representing your country. Excellent color graphics. Four skill levels from very easy to very difficult words. Fun way to become a spelling champ! 256K ok (Disk #82)

**SKYGLOBE 3.1.** Newest version includes mouse support, runs from main executable file for faster operation. View map of heavens customized to your location, date and time. Many useful features, including find, print, zoom in and out. Reviewed 11/92 Requires 250K free for mono, 440K full color mode. (Disk #129)

## The Config.SYS file

(Continued from page 9)

letters and hit the keys in small letters at the end of each line you typed in:

**COPY CON CONFIG.SYS**

<hit return>

**DEVICE=PCJRMEM.COM**

<hit return>

**DEVICE=MOUSE.SYS**

<hit return>

**FILES=10**

<hit return>

**BUFFERS=10**

<hit return>

**BREAK=ON**

<hit return>

<Function-6> OR

<Control-Z>

<hit return>

You should now see the message "One file copied." If you do, the file was successfully created. If not, try again, it probably was a typo.

You can experiment with different numbers of buffers, and with a little patience and a stopwatch, determine the best number for your particular computer system. Too many buffers will slow you down as may too few.

Some other device drivers you may run into are:

**ANSI.SYS**, the above board character set of "ASCII Graphics".

**[EDITOR'S NOTE - For those who don't want to make CONFIG.SYS files, PCJR AUTO-SETUP, Disk #99 in the Software Store on pages 30-31, does it for you.]**

SETDISKS.SYS, a device driver to configure the number of disk drives on the PCjr.

RAMDISK.SYS, a device driver for configuring and installing a RAMdisk.

*[Ed. Note - the definitive PCjr Configuration file, JRCONFIG, contains several device drivers to perform various functions mentioned here and several others you may not know you can have on a Junior. The latest version of JRCONFIG is on our Jr Powerpack III, Disk #140.]*

There are others, many are in later DOS versions and in clone products such as video cards. But that's another subject.

## Questions & Answers

*(Continued from page 4)*

There is still one more step before getting a new disk drive. We recommend that you try HUSH.COM to change the rate of the heads stepper motor for drive tracking and access. You'll get HUSH.COM and a pile of other useful utilities on disk #52, Power Pack 1, from the Software Store.

**Q.** I recently purchased Quicken version 6.0 for DOS. It will (seem to) install but when I try to run it my system hangs with the message "Setting up for a fast monitor." I have to turn off my machine to reset, nothing else works. I have 640k a 30 Meg hard drive and CGA color. L.M. Northglenn, CO

**A.** We don't have ver 6.0 handy

*(Continued on page 12)*

**PCjr Software**  
*(Order form on pages 28-30)*

**STUDY AIDS.** Three great programs to help students. PHLASH - a computerized version of flashcards which you make and use for any subject. Multiple choice, true/false, and/or fill in blanks. FRACTIONS - a series of interactive exercises in fractions (many levels). And PHRASE - a program that picks out examples of bad writing in any document and suggests improvements. 128K ok (Disk #92)

**THE WORLD V.2.9.** Fascinating way to see the world on your PCjr! Just use the pointer to move over full screen map of world and press Enter to zoom in on any region, country or city. Many features. Even shows you hurricane tracks by year. 512K Reviewed 1-2/93 (Disk #105)

**TIME TRAVEL IN HISTORY.** A maze adventure game in which you have to answer questions about different periods of American History in order to get gold pieces and save your life! 128K (Disk #21)

**TYPING INSTRUCTOR.** Disk contains both PC-Touch, a great typing exercise and speed testing program, and Touch Typing Tutor, a combination of lessons, including finger positions, speed tests and a typing game. 128K ok. (Disk #18)

**ROADWAYS PC.** A program to calculate distances between two or more U.S. cities. Also calculates best routes and time to travel to given major U.S. city. 384K (Disk #139).

**WIZQUIZ.** The Wizard keeps track of your progress in solving math problems that range from elementary level through fractions and negative numbers. Extensive exercises, with scores and times recorded, under each player's name. Compete against your personal best as you improve your skills. Grades 4 through adult. 128K ok. (Disk #95)

**WORD PROCESSING FOR KIDS.** Simple, fun and easy-to-use word processor designed especially for beginning writers. Allows children to express their ideas easily and then print them out in largetype on your printer. Colorful opening menus make learning the simple commands very easy. Parents/teachers manual is on the disk. 128K. (Disk #41)

*(Continued on page 13)*

## Questions & Answers

*(Continued from page 11)*

but the business of a "fast monitor" message is a clue that the software is doing the same thing at the same point as Quicken 5.0. One of the engineers at PC Enterprises very generously made some tests for us with their version 5.0 and came up with some preliminary findings.

An additional symptom (did you have this?) is that in version 5.0 he gets beeps; a beep when a key is depressed and a beep when the key is released. All this and the "fast monitor" message when Quicken 5.0 was loaded and installed in a Jr set up as yours.

The next step was to plug in a PC Enterprises Compatibility Car-

tridge and re-write the config.sys with jrconfig.sys set to v32 only. The program, remember this is version 5.0, was installed and it ran OK.

These results, tentative as they are however, seem to indicate the problem you are having is a keyboard problem and is common to version 5.0 and 6.0 and that the Cartridge should alleviate the problem with version 6.0, too. You (or we) have triggered them to do some further research, because they would like to ascertain the exact problem and precisely why it is corrected with the Cartridge. The standard INT09 patch by itself does NOT look like the cure.

Here's a reminder about having patience during the install stage.

*(Continued on Page 13)*

### PCjr Owners!!

**Everything You'll Ever Need Plus Much, Much, More!!**

- Memory Sidecars – Expand now to 1.2 MB!
- Second & Third Disk Drives which Snap-on-Top
- 3 1/2" 720K Disk Drives for PS/2 Compatibility
- Speed-Up Boards—Increase Speed to 9.54 MHz
- 20, 30, 40, 60 & 80 MB Hard Disk Drive Systems
- 101-Key Enhanced PCjr Keyboards
- Serial Port Compatibility Boards
- Modifications for Tandy Compatibility
- PCjr Compatible Software & Game Cartridges
- PCjr System Units with 128K or 256K
- Diagnostic Service Only \$25
- Replacement Parts and Service



*"The jr Products Group"*  
PO Box 292  
Belmar, NJ 07719

*"Dedicated to the Support  
of the PCjr Since 1984"*

**(800)922-PCjr**

**Remember – When you purchase all your PCjr products from PC Enterprises you'll never need to worry about compatibility. Our new full color catalog now features over 300 PCjr products on 56 pages. Call or write for your FREE copy today!**

## Questions & Answers

*(Continued from page 12)*

The engineer ran into some keyboard problems because he did not wait for the install program to end and started pressing keys too soon. So, have patience... Another point, in the config.sys file you have "/s0" as a switch for jrconfig.sys, this allows programs to load into slow (low) memory and is NOT recommended for this program. Lack of memory is not your problem. We also like files=30 as a minimum.

We (Q&A) would recommend you order the Compatibility Cartridge post-haste and give it a whirl. We and the folks at PC Enterprises would appreciate hearing about your own results with version 6.0 and the Compatibility Cartridge.

**Q.** I just resuscitated my Jr when I found a "can't turn it down" priced printer at a Flea Market. When I connected it up to the parallel port I was surprised to see it work OK except that all the lines are printed double spaced, not the way the screen or the word-processors space them. Someone told me that's the way this brand of printer always prints. Do I have to live with this? P.G. Westport, MA

**A.** You wrote that you were lucky enough to get the original manual with this printer. Look for the information about the CHR 10 and CHR 13 data. These will be discussed as LF (Line-Feed) and CR (Carriage-Return) in that order.

*(Continued on page 14)*

**PQr Software**

*(Order form on pages 29-30)*

**WORDCRAZE.** Create your own word search puzzles and print them out for friends and family. Just make the list of words you want in the puzzle and its printed out for you. Or try Quotefall, a unique type of scrambled word puzzle. And then there's a high-level version of Hangman. Just try escaping from the noose in this one! 256K (Update review 8/90) (Disk #87)

**WORD GALLERY.** Help your child learn to read with this colorful program that presents pictures and words to match. Its fun to use, has four levels, the last with a missing letter for the child to fill in for beginning spelling. 256K (Disk #125).

**MATH & LOGIC GAMES.** Designed for kids in Grades K-6, but fun for kids of all ages. Six different games can be played against the computer, or with another human. Each game teaches a different logic and/or math skill. 256K required. (Disk #126)

### Writing Essentials

**GALAXY.** One of the easiest to use word processors we've ever seen, Galaxy has all the features you need to write letters and do most word processing. It has many, but not all, advanced features. Its strength is its simplicity, with help menus always ready to assist you. You probably won't even have to read the manual. 256K ok. (Disk #69)

**MIND READER.** Experience the wonders of artificial intelligence! Use a full-featured word processor that guesses the words that you're about to type. Works like a charm! 128K ok. (Disk #74)

**PC-WRITE LITE.** The most powerful shareware word processor in a condensed but still incredibly useful package. Unless you need things like microjustification, indexing & mail merge, Lite can do what you need. 384K recommended. Reviewed 8/91 (Disk Set #5) \$10 for 2 disks.

*(Software Store continues on pg 14)*

**PC-OUTLINE.** Organizes thoughts, notes, lists of just about anything. Powerful features create logical outlines, merge with your word processor, customizing allows you to rearrange and manipulate data. Outperforms many commercial programs, says PC Magazine. 128k. (Disk #17)

**PC-STYLE.** Perhaps the best of many programs that help you make what you write more readable. Jim Button made this a very slick, useful tool for improving your writing. It reads and analyzes what you write, then gives you a detailed analysis based upon several useful standards. Fast, easy to use. 128k (Disk #76)

**PC-WRITE.** This extremely popular word processing software is both powerful and easy to use. A review in PC World said, PC-Write may well be more versatile than WordStar; its certainly more straightforward. Version 2.5 runs well on 128K. Version 2.7 has more features and needs 256K to run without the spell checker, which needs 384K. Version 3.02, the most powerful, needs 512K. (Order Disk #1 for 128K V2.5. Order Disks #2A and 2B for V2.7. Order Disk Set #1 (3 disks) \$12 for V3.02.)

**PC-Write Standard Level.** Pull-down menus, context-sensitive help, WordPerfect, ASCII conversion included. Needs 384K. Two 360K drives or one 1.2 meg or larger. Mouse optional. Reviewed 12/92. Four Disks - \$15.00 (Disk Set #7).

**SHARESPELL V2.2** This update of popular spell checker has 112,000 word dictionary. It checks your word processing documents for spelling errors and replaces with correct spelling. Works fast and has ability to add your own words to dictionary. 384K. Reviewed 7/91 (Disk #94)

## Art & Music

**JR MUSIC MACHINE.** If you want to write and play music on your PCjr, this program allows you to do it. Displays music as you write it using Jrs 16 colors, and plays music back in three voice harmony. Features allow you to adjust key, tempo, note values, etc. Color Display required. 128K ok. (Disk #62)

## Questions & Answers

(Continued from page 13)

These older terms are leftovers from TTY printing devices and mechanical typewriters.

Now, this printer of yours defaults to automatically implementing a LF (CHR\$(10)) whenever a CR (CHR\$(13)) is sent to its buffer. The printer also empties its buffer when a LF is received. Many others do, too. What is happening is that the word processor is sending a both a LF and a CR, so the printer feeds once for the word processor and once because it does it each time it gets a CR.

What to do? Two possibilities: The desired way is to defeat the automatic tie-in of the CR and LF at the printer. This is done by flipping just one of those tiny DIP switches as described in the printer manual. Find the one shown in the switch table for Automatic-Line Feed. This switch should be flipped to the position shown for Auto-Line Feed OFF. This may NOT be the same as the OFF position of the switch, so just flip it. From now on only if a LF signal is fed to the printer from software will the paper advance. This auto line feed off gives the best results because you'll always be able to control the spacing on demand by setting this option in your word processor which will simply send any necessary LF signals to the printer irrespective of the CR signal.

The second solution, if you don't want to get into the printer is really a bad patch and should be considered

a last resort only. You may be able to defeat the LF signal sent by the word processor. If you choose this route, remember the printer will continue to double space whenever the DOS TYPE blah.bla >PRN command is given and when any other software is used!

A note for all our readers is that a remnant of this is the almost universal selection of what one can do in telecommunications programs with the CR LF problem. You'll find an option to defeat one or both of the signals as well as to tie them together or not for out-going as well as in-coming text. Take a look at these options the next time you run your Procomm, QModem or PC Talk.

---

## Make your PCjr More Useful!

Have a PCjr Reference  
Source on Disk I  
Order Disk 151

## The BEST OF Jr NEWSLETTER Volume 7

Also Available at \$5.95 Each:

Volume 1: Disk #54

Volume 2: Disk #66

Volume 3: Disk #91

Volume 4: Disk #118

Volume 5: Disk #130

Volume 6: Disk #142

**Get All 7 Volumes for \$25.00**

*(Please Note: the regular buy 2 get one free offer does not apply to this special offer)*

## PCjr Software

(Order form on pages 28-38)

**MICKEY MOUSE ALPHABET.** Walt Disney characters with an alphabet theme. See Goofy riding in an (A)irplane to Mickey riding a (Z)ebra. We recommend Disk #145 (Viewimage) for viewing the pictures. If you have upgraded PCjr to VGA, then use the CSHOW program provided. Reviewed 10/92. (Disk #146).

**NORTHCAD-3D.** Computer Aided Drafting in 3-D makes professional quality drawings. Requires 2 floppy drives or a hard disk and 512K. Reviewed 9/92 (Disk #144).

**PCJR MUSIC SAMPLER.** A collection of classical music concerts performed with great precision to produce the highest quality sound you've ever heard on your PCjr. Disk includes a separate program to activate Juniors sound generator before running game software to get highest quality sound. 128K ok (Disk #119)

**ORIGAMI.** Learn the art of Japanese paper folding. This program shows you how, step-by-step, to create amazing animals and other objects just by folding paper. Fun for kids and adults, too. 128K. Requires Basic Cartridge. (Disk #39)

**PC-KEY DRAW.** A powerful graphics program that allows you to draw, paint, produce slide shows, store and print your work. 256K, two drives. (Disk #37)

**PC-KEY DRAW DEMO.** Contains a slide show demonstration which allows you to see the amazing results you can get with PC-KEY DRAW. Helps to learn the many graphic capabilities of PC-KEY DRAW. (Disk #38)

**PCJR MUSIC SAMPLER.** A collection of classical music concerts performed with great precision to produce the highest quality sound you've ever heard on your PCjr. Disk includes a separate program to activate Juniors sound generator before running game software to get highest quality sound. 128K ok (Disk #119)

**PIANOMAN.** A great music program! Allows you to write your own music, store it and play it on jr's terrific sound system. 128K. (Disk #36)

# Disk Drive Parameters

*(Continued from page 1)*

DOS can change the number of sectors and the bytes per sector by sending new parameters to the floppy disk controller. This allowed an easy transition years ago from early single sided, 160K floppies with 8 sectors per track to double sided, 360K drives with 9 sectors per track.

The parameters used by the disk drive controller are stored in the "Disk Base Table". One version of this table is part of the PCjr ROM BIOS. This is on a ROM chip at address F000:EFC7. It is a permanent part of the chip and cannot be altered. The computer accesses this information by use of a pointer or vector to it.

The pointer is simply the address of the Disk Base Table and is stored in low RAM memory at 0000:0078 hex. Any program can read the two words, 4 bytes, starting at 0000:0078, and know where the Disk Base Table is located. This may seem unnecessarily complicated, but it is really an ingenious way to build flexibility into the system.

Initially, during boot up, the ROM BIOS address F000:EFC7 is stored in low memory at address 0000:0078 hex. However, DOS 2.1 contains an updated Disk Base Table which it writes into RAM memory when it is loaded from the boot disk. It changes the address at 0000:0078 to the address of this revised table. For DOS 2.1, this is 0000:0522.

The use of a pointer is a bit like leaving a forwarding address with the Post Office. No matter how often you move, the Post Office (address 0000:0078) will store your current address, so you can be found. Fortunately, the PCjr is more reliable than the Post Office.

We can look at both the ROM BIOS and DOS 2.1 Disk Base Tables for comparison purposes. Load DEBUG.COM from your DOS Supplemental Programs disk and issue the following commands at the hyphen prompt.

```
D F000:EFC7 L B
```

```
D 0000:0522 L B
```

The Dump command, D, displays the contents of memory starting at the specified address and Lists, L, B hex (11 decimal) bytes. Here is what you will see.

```
Byte No.= 0 1 2 3 4 5 6 7 8 9 A
```

```
ROM BIOS= CF 03 25 02 08 2A FF 50 F6 19 04
```

```
DOS 2.1 = DF 02 25 02 09 2A FF 50 F6 0F 02
```

These parameters have the following meanings.

Byte 0: Step-Rate Time, SRT, (time to move the read-write heads from track to track) and head-unload time. Since the heads load when the PCjr drive door is closed, the load and unload times are not applicable. We can play with the SRT.

Byte 1: head-load time and DMA mode (if bit 1 is on, there is no DMA). The BIOS forces bit 1 on for all disk operations even if it is off in the table



as it is for DOS 2.1. Nothing to play with here.

**Byte 2:** Motor-Wait Time, the number of clock ticks until motor turns off (25 hex is 37 dec ticks at 18 ticks per second = 2 seconds). We can change this.

**Byte 3:** bytes per sector (2 for 512 bytes). Don't change this if you want to be able to read normal disks.

**Byte 4:** number of sectors (9 for 360K). Note BIOS was set up for old 8 sector disk drives. DOS 2.1 supports current drives.

**Bytes 5, 6, and 7:** Sector spacing data. Changing these would make a real mess.

**Byte 8:** Character written when formatting a disk. You can see this in DEBUG only by loading a specific sector.

**Byte 9:** head-settle time in milliseconds. Time for vibrations to stop before read or write. DOS 2.1 forces this to F hex even if it is changed.

**Byte A:** motor start-up time in eighths of a second. The PCjr BIOS forces this to a minimum of 4 (0.5 sec) for disk operations even if changed in the table.

The parameters you might want to change are the Step-Rate Time in Byte 0 and the Motor-Wait Time in Byte 2.

Public Domain programs such as SPEEDUP.COM change the first byte to EF. This reduces the SRT from 6 milliseconds to 4. This may speed up your drive slightly and quiet it down, or it may make it sound like a machine gun. The result depends upon your particular drive. It's worth checking out.

The Motor-Wait Time is a delay in turning the motor off after a disk operation is complete in case the drive is needed right away for another operation. By keeping the motor running, the one-half second start-up delay is avoided. Shutting the motor off sooner, lets you know you can go back to typing at the keyboard. This is a personal preference item, but try it out.

Let's write a small program in DEBUG to change the disk parameters. First, our program has to find the address of the Disk Base Table. We know it is at the 0000:0522 address for DOS 2.1, but that could change for future versions of DOS. Therefore, let's get the address from the "Post Office" at 0000:0078. This is also the location of Interrupt 1E hex, so we can use the Get Interrupt Vector service, 35 hex, of DOS Interrupt 21 hex to find the address. Then we can insert the new values we want to try into the table. Finally, we will use Service 0 of BIOS Interrupt 13 hex to reset the disk drive to the new parameters.

Load DEBUG and type in the following commands. Don't type in the semicolons or the comments which follow.

```
A 100 ;assemble at offset
100 MOV AH,35 ;set up to get address of the
```

*(Continued on page 18)*

```

MOV AL,1E          ;disk base table using INT 21H
INT 21             ;address is returned in ES:BX
ES:                ;use ES override to put in new
MOV BYTE PTR [BX],EF ;value for SRT
XOR AX,AX          ;zero out AX for service
0 INT 13           ;do disk reset INT 20
                   ;exit to DOS prompt
                   ;blank line to end assembly
RCX                ;set length of program
10                 ;to 10 hex, 16 decimal, bytes
N FASTSTEP.COM     ;name it
W                  ;write it to disk
Q                  ;quit DEBUG

```

You can try various values in the line `MOV BYTE PTR [BX],EF`. `DF` will restore the DOS 2.1 default value. If you don't like the sound your drive makes, or if you start to get error messages such as "Data error reading drive A" or "Sector not found error reading drive A", just reboot with `Ctrl-Alt-Del`. No permanent harm is done.

The Motor-Wait Time, `MWT`, is changed by adding or substituting the following lines in the above program. The `MWT` is Byte 2, so we add an offset of two to `BX`. This code will reduce the `MWT` to 9 clock ticks or 0.5 second, but you can try values of 1 to `FF`. If you specify `FF` ticks, 255 decimal, the drive keeps running for about 14 sec.

`ES: ;use ES override MOV BYTE PTR [BX+2],09 ;off after 9 ticks`

Note the value of the offset after the `INT 20` instruction and set `RCX` to that value minus 100 hex. If you add the above two lines the new length of the program will be 15 hex, 21 decimal, bytes. Also, be sure to give it a new name before saving it to disk, or you will overwrite `FASTSTEP.COM`. `MOTOROFF.COM` is a possible name.

DOS 3.0, 3.1, 3.2, and 3.3 all make the original disk drive on my PCjr sound like a machine gun. All are setting the `SRT` to `EF`, 4 milliseconds. Strangely, the Disk Base Table shows only `DF`, or 6 ms. As soon as the drive is reset it quiets down. If you use DOS 3.x, and your drive is noisy, you can now create `SLOWSTEP.COM` to reset the `SRT` to `DF` to quiet it down.

I found DOS 3.2 to be about 20% faster than DOS 2.1 in disk operations. This is apparently due to better programming of the DOS disk functions, not to changes in drive parameters.



# Making the Most of a Floppy-based Junior

*(Continued from page 1)*

is transferred to COMMAND.COM. However, since IBM computers originally had limited memory, the operating system was designed so that only a small part of COMMAND.COM is kept permanently in memory. At boot-up a temporary portion is used once and then over-written. Besides what the computer needs to have resident to operate, a large portion of the COMMAND.COM is transient, i.e., the computer does not hold it in memory, but remembers where the COMMAND.COM file is located, so that it can refer back to it when asked to perform commands not in the resident portion. The transient portion which processes internal commands, batch files and the program loader for .COM and .EXE files is placed into the "high end" of memory. If that memory is needed for another program, they will be dropped from transient memory to make room.

The next time the operator calls for a command which is no longer in memory, DOS must reload those instruction sets from the COMMAND.COM file.

To do so, DOS looks to a reserved memory space called the "DOS environment" for a string "COMSPEC=D:\path" which tells it where to search for the COMMAND.COM program. Initially, DOS sets COMSPEC to the directory and command processor from

*(continued on pg. 20)*



**PRESIDENTS IN PCX.** Graphics of all U.S. presidents from Washington to Bush. Good print quality graphics. May be viewed with ViewImage (Disk \$145) or included in publications. Two Disks - \$10.00 Reviewed 10/92. (Disk Set #6).

**PRINTMASTER LIBRARY.** Two disk set full of graphic images for use with PrintMaster. (Disk Set #3 - 2 disks, \$10)

**Picture This** A label program which makes address labels with three lines of text and a PrintMaster or PrintShop style graphic on your dot matrix printer. 256K. Reviewed 5/92 (Disk #141).

**VUIMAGE.** Picture viewer/printer for graphics in GIF/TIFF/PCX Format. It gives a fast display of even large images while needing only 180K of free memory. Works on PCjr monitor or jrs upgraded to VGA. Reviewed 10/92. (Disk #145).

**PRINT PARTNER.** Shareware's answer to Print Shop. Does signs, banners, cards, calendars, etc. Requires 384K of spare RAM Reviewed 11/92 (Disk #147).

## Spreadsheets

**AS EASY AS.** Excellent, easy to use, spreadsheet program. Works like Lotus 1-2-3, with all spreadsheet functions. Can load and operate 1-2-3 files. 256K ok [Uses Classic 1,2,3 commands. No longer supported by publisher, but a Lotus 1,2,3 manual for version 2.x will provide answers to your questions. See also Disks #107 & 150.] (Disk #67)

**ALITE.** ALITE is a powerful spreadsheet program with graphics. Graphics may be printed on any 9-pin EPSON or graphics compatible printer, or PIC files may be created for inclusion in other programs. Need 256K. Reviewed 1-2/93. (Disk #150.)

**PIVOT!** Allows you to view and print spreadsheet files. The files can be printed either in landscape or portrait on any Epson compatible dot matrix printer. Can be installed as an Add-In Utility in As-Easy-As. 384K recommended. (Disk #136)

*(continued on pg. 23)*

# Making the Most of a Floppy-Based Junior

*(Continued from page 19)*

which it booted (in our example, A:\COMMAND.COM). As we'll see below, users may change this setting directly or indirectly. If DOS does not find COMMAND.COM in the directory indicated by COMSPEC (for example, if you have switched disks in drive A:), it will respond with the dreaded error message:

```
Insert COMMAND.COM disk
in Drive X:
and strike any key when
ready
```

## How to Avoid that Error Message

Assuming that you use either a RAM disk or a non-booting hard drive, you can avoid ever again seeing this error message either by resetting COMSPEC or by making the entire command processor COMMAND.COM permanent in memory. If you have a non-booting hard drive, the documentation that came with it may prescribe some different method. If you're having trouble with that method, however, you may benefit from applying one of these techniques.

If you boot from a hard drive you'll never see this message in normal circumstance. Whenever DOS needs to reload COM-

MAND.COM it will do so from the root directory of the boot drive, without any comment to the screen.

Either technique will permit you to eliminate COMMAND.COM (and the hidden operating system files, for that matter) from all diskettes except your boot diskette(s). For DOS 2.1, eliminating the COMMAND.COM file frees up 18K bytes per application disk; eliminating the entire system frees 40K bytes from the disks.

## Resetting COMSPEC

Resetting COMSPEC simply changes the directory that DOS will search when it needs to reload the command processor or load a secondary processor. The suggestion was contributed to a bulletin board by Mark Saltzman and reprinted in the Madison, Wisconsin group's newsletter.

For example, after booting off a floppy disk in drive A:, assume you wish to have DOS subsequently look for a COMMAND.COM on a RAM disk C: or on a non-booting hard drive C:. Make sure that a copy of COMMAND.COM is in directory c:\, then at the DOS prompt enter

```
SET COMSPEC=C:\COMMAND.COM
```

The command may be included in your AUTOEXEC.BAT file, along with COPY A:\COMMAND.COM c:\ if that is needed. Then the next

time DOS reloads the transient portion of COMMAND.COM or invokes a secondary copy of the command processor, it will look to the directory C:\ instead of A:\.

If you have a hard disk, there is an advantage to this method—it does not use up any of the memory available to DOS and application programs. In the case where DRIVE C: is a RAM disk, of course, it uses up 18K bytes on the RAM disk to store COMMAND.COM for DOS 2.1. If you use a higher version of DOS it will take up more of the RAM disk.

A distinct danger in putting the COMMAND.COM in the RAM disk, is that you must remember not to erase COMMAND.COM from it. If you should, DOS would be unable to find the COMMAND.COM where it now expects it, and you will be forced to reboot. And unless you use JBOOT or some other program that preserves contents of a RAM disk during a reboot, any data on your RAM disk that has not been backed up to a physical device will be lost.

**Making COMMAND.COM present in memory.**

You can make the normally transient portion of COMMAND.COM permanent in memory: then it cannot be overwritten and so it will never need to be reloaded. This technique uses more memory but involves somewhat less risk for RAM disk users.

Assume you wish to make COMMAND.COM permanent and assign its default location to drive

C:, a RAM disk. You would use

```
COMMAND C:\ /P
```

The above may be the last line of an AUTOEXEC.BAT file if you wish. When that line is executed, the newly installed permanent command processor immediately looks for an AUTOEXEC.BAT file on the new default directory c:\. If it finds one, it executes it; otherwise it gives the usual DATE and TIME prompts followed by the DOS copyright notice.

At this point, if you need space on drive C:, there is much less risk, perhaps even no risk, in erasing COMMAND.COM. If you invoke additional temporary copies of the command processor (for example to nest batch files), you will need COMMAND.COM on drive C:, but even if it is not there, the error will be nonfatal—it will not force a reboot.

The disadvantage in this method is that it takes away part of the system memory otherwise available for your programs:

3 bytes to load the additional permanent portion of the new COMMAND.COM and an amount I haven't determined - up to 15K bytes - for the normally transient portion which now may not be overwritten, even if additional space is required by another program. This is in addition to the 18K bytes needed to store COMMAND.COM on the RAMDISK on drive C: if you want to use SHELL or invoke additional copies of the command processor for nested batch files.

*Continues on page 22.*

# Making the Most of a Floppy-based Junior

*Continued from page 21.*

For most applications involving RAM disks or hard drives I would therefore recommend the "Set COMSPEC=C:\\" method coupled with keeping a copy of COMMAND.COM on drive C:.

## Considerations of Speed

Because a long batch file requires several disk accesses, it runs much faster on a RAM disk than on floppy disk. If you use a RAM disk on a system that boots off a floppy and you have a lengthy AUTOEXEC.BAT file, you may want to execute as few lines as possible from the floppy, then transfer control to the continuation batch file running off the RAM disk.

If you decide to make COMMAND.COM permanent in memory with a default location on the RAM disk, remember that DOS will immediately look for a file named AUTOEXEC.BAT at the new default location. This can be your continuation batch file if you use, as the last three lines in your original (floppy-based) AUTOEXEC.BAT file:

```
COPY A:COMMAND.COM C:\
COPY A:CONTINUE.BAT C:\AUTOEXEC.BAT
COMMAND. C:\ /P
```

*(Based on an article originally published in NWSX Newsletter Exchange)*

**Make your jr  
More Useful!  
(and easier to use)**

**Have a PCjr Refer-  
ence**

**Source on Disk !  
Order Disk 151**

**The BEST OF  
Jr NEWSLETTER**

## Volume 7

Also Available at \$5.95 Each:

Volume 1: Disk #54

Volume 2: Disk #66

Volume 3: Disk #91

Volume 4: Disk #118

Volume 5: Disk #130

Volume 6: Disk #142

## Special Deal!

**Get All 7 Volumes  
for ONLY \$25.00**

*(Please Note: the regular buy  
2 get one free offer does not  
apply to this special offer)*

## It's all "Old News" when you read "News of the Past"

A shareware version of **News of the Past** has been added to the Software Store. It is a program which will display or print information that occurred on or about the month you were born, or any other date you choose. Registered users receive a more complete database designed for use on a hard drive system.

The **News of the Past** program prints or displays interesting facts for any date back to the year 1900 (registered program versions go back to the 1800's). Information categories include: events of the month, sports, cost of living, shared birthdays, popular songs, movies, your birthstone, and your birthsign.

Registered users are authorized to earn money by selling the greetings, or may choose to give the greetings away as fun gifts to valued clients, relatives, investors, etc. The greetings are fun, educational, and personalized.

The program is very easy to use. People of all ages can use the various program features with only a minimal understanding of computers. Although this program is written with the beginner in mind, it is assumed that the user is familiar with some DOS (Disk Operating System) commands.

This program requires an IBM or compatible computer with 640K

*(Continues on pg 24)*



**AS-EASY-AS V.4.00** This is a MAJOR upgrade of the popular, powerful Lotus 1-2-3 look-alike spreadsheet software. Many useful features have been added to an already full-featured program. [Uses Classic 1,2,3 commands. No longer supported by publisher, but a Lotus 1,2,3 manual for version 2.x will provide answers to your questions. Earlier 256K version (2.05) is Disk #67. This upgrade requires 384K. See also Disk #150.] Reviewed 2/90 (Disk #107)

**MINICALC.** A small, easy to use, spreadsheet program. 11 columns by 22 rows. On-line help function and manual on disk. In addition to performing calculations, will generate bar graphs. (Disk #27)

**PC-CALC.** A versatile spreadsheet program that can do up to 26 columns of adjustable size and 256 lines. Features on-screen prompts, many math and statistical functions, hidden column capability, many formatting options, 64 character cells, automatic global recalculation, and more. Has some limits on 128K, but still very useful. (Disk #5 runs on 128K, Disk #6 requires 320K and two drives )

**PC CALC PLUS.** V2.0 More advanced than PC Calc (Disks 5 and 6), this is a very powerful spreadsheet program which includes graphing features. Excellent. 512K (Disk Set #2 (2 disks) \$10.)

### Home & Family Management

**ROADWAYS PC.** A program to calculate distances between two or more U.S. cities. Also calculates best routes and time to travel to given major U.S. city. 384K Reviewed 5-6/93. (Disk #139).

**SHARE-Tax#2.** Great Shareware 1040 tax preparation software. Prints 1040 and other IRS-approved forms. 370K free RAM & 1 floppy disk. Reviewed 12/92. (Disk #148.)

**FIRST AID TUTORIAL.** Learn or review your First Aid Lessons with this tutorial prepared by a Certified First Aid Instructor. The time to learn first aid is BEFORE you need it! Reviewed 3/92 (Disk #137)

*(Continues on pg 24)*

## News of the Past

(Continued from page 23)

**BITE BY BYTE.** Let your PCjr design a sensible diet especially for you, and help you plan meals so you can lose weight without too much deprivation. It's fun to do and it really works! 256K Reviewed 10/91 (Disk #134)

**EDNA'S COOKBOOK.** Will organize your recipes by subject, allowing for quick retrieval. Print out sorted collection for your own cookbook. 128K, 2 drives. (Disk #96)

**CHECK PROCESSOR.** Easy to use software for financial record keeping. Balance checkbook, print expenses by category, etc. 128K (Disk #59)

**CALENDAR MATE V4.0** Design and print your own calendars with birthdays, meetings, events, appointments all listed for you. Many features. Easy to use with F1 help key available at all times. Need 512K. Reviewed 7/91 (Disk #115)

**SKYGLOBE V2.5.** View a map of the heavens customized for your location, date and time. Maps 10,000 stars, 300 with labels, 89 constellations. Many useful features such as brightness selection, zoom in and out, printing on dot matrix, a find feature, and an astounding on-screen demonstration of star and planet movement across the sky. 256K. Reviewed 7/91 (Disk #129)

**WILLS.** Written by a lawyer, this software helps prepare wills that are appropriate for many different situations. Includes 18 basic types, with many clauses that can be combined to create customized wills for most families. 256K (Disk #124).

**FAMILY TREE.** Powerful genealogy program with easy to use menu system. Prints handy research forms, checks your accuracy, prints variety of charts and can make your family tree into a book! 256K (Disk #109)

**FAMILY HISTORY.** Includes complete manual on disk with how-to info on tracing and setting up your family tree with detailed genealogical information. Easy to use and modify as you gather more data. New compiled version runs faster than previous version. 128K order Disk #33 alone. 256K order #33 and #33A.

memory and two 360K 5.25", or one 720K 3.5", floppy disk drive. However, the program will be enhanced considerably with the addition of a hard disk drive to speed up operations. (Or you can use one 3.5" disk drive.)

In addition to picking a date and having the form displayed or printed, registered have a variety of other options through the utilities menu. With this you can Modify Message, Set Drives, Set Printer Options, Adjust Printout, Add Or Change Data, or Set Color.

A sample report from News of the Past has been reproduced on page 31. Because the printed reports are sized to fit on 8.5 x 11 " paper and this magazine uses a page which is half that size, the original type size had to be reduced greatly to fit on the smaller page. Registered users of the software may purchase special forms to print the reports on which will add further decorative design to the printed reports.

News of the Past is Disk Set #9 in the Software store and consists of two disks for \$10 for the set. Please see page 30 for ordering information.

**The Software Store  
(on Pages 29-30)  
Features Affordable  
Software for your PCjr!**



## Your PCjr Can Network With Other PC's

If you were to buy another computer, what would happen to old faithful PCjr? We hope he wouldn't be relegated to some closet. Perhaps he would be given to some friend or family member. Perhaps you would donate him to an area school or non-profit organization that would be able to put him to good use. But maybe you're too attached to give him up.

Would you be interested in finding a way to keep him happily at work in cooperation with the newer system? Networks for computers have been around for a long time, and may be the way to go.

PC Enterprises sells PCjr network kits featuring Novelle's Netware LITE. With these kits you can network from 2 to 25 PC's and PCjrs. In a network, the PCjr(s) can use the hard drive, printer, and other features of any computer on the network. Novelle is software developer in the networking arena.

The PC Enterprise networking kits include IBM PC or PCjr Cluster attachments--the hardware that makes it possible to run the network. The PCjr Cluster attachment is an 8-bit card that works with 8 and 16 bit computers with an ISA bus. That allows you to work in tandem with the IBM PC, XT, AT, and many 286 and 386 computers.

**Be sure to get the new JrConfig: It's located in PCJR Power Pack III (Disk #140)**



### HOME BUDGET MANAGEMENT SYSTEM.


Easy-to-use system for keeping track of income and expenses. Create separate accounts for income tax categories and get a summary at end of year. Provides chart of accounts, transaction reports, sorted ledger entries, etc. 128 K. (Disk #57) Or v. 3.13 for improved screenwriting and disk access speed. 256K. (Disk #57A)

**HOME INVENTORY.** Taking an inventory of your home might even be fun with this easy-to-use software that takes you through the process step by step. Gives a complete record for insurance purposes. Also good for listing collections. 128K. Cartridge BASIC required (Disk #58)

**RESUME SHOP.** Makes preparing a professional looking resume easy. Guides you through all the steps of the process with a series of menus and suggestions. One page limit. 256K (Disk #121)

**PC-CHECK MANAGER.** A menu-driven program that can handle multiple checkbooks, unlimited payees and ledger account assignments. Requires 256K. (Disk #25)

**SAVE THE PLANET!** If you want to do your part to stop destruction of the earth's environment, this disk can help you. Let your PCjr explore this extensive database of information on the major environmental issues as well as what you can do to help. Charts, graphs, background facts, games and demonstrations all related to saving the only planet we have. Need 512K. (Disk #120)



### Moving?

Please send your new address to us at least two months before you move. The Post Office will not forward your newsletters. Send notice to: Jr Newsletter, P.O. Box 163, Southbury, CT 06488.

## ... PCjr CLASSIFIEDS ...

**736k PCjr with MS Booster and mouse.** LPT1 & 2, 2 power expansion sidecars, TV connector, PCjr color monitor, carrying case, thin font and Tandy video mods, PCE combo V3.0 and compat plus. Many parts only three months old. Extra keyboard, circuit boards, power brick. All IBM manuals. \$350.00 and will split shipping. Myles Lewis (813)747-1431 EST. (3&4)

**2 enhanced PCjr CPU, 1 Racore Drive II w/640K, 1 jr. color monitor, 2 enhanced keyboards w/cords, transformers, Internal modem, Users Guide w/diskettes, Exploring the jr. and jr. Sampler Diskettes, DOS 2.1 w/manual, Basic cartridge w/**

**manual, Tech Ref. manual, Maint & Service manual, Misc. jr. software diskettes, Jr. Newsletter and Junior Report from 87-92, 4 books on Discovering the Jr., etc. \$550. incl. shipping. E. McCotter (407) 369-3391 (4)**

**IBM PCjr 128K - PCjr color monitor, PCjr keyboard, Cartridge BASIC, Webster's Spelling Checker, wordprocessor "HomeWord" (2 copies), 3 games, original manuals, Excellent condition. \$195.00 plus shipping. Call Jaime Perez (708) 295-7517; (708) 295-5452. (4)**

**PCjr w/PC Enterprises add-ons 640K w/clock, 40M Seagate HD, Display Mastr, mouse, 5 system bd (socketed) mods. PCjr color monitor, 2 J-Stx, 5.25 FD, std PCjr KB, Epson LX90 9 pin dot matrix printer. Software: DOS 3.3, Filing Assist, Automenu, Cookbook, PFS Write, PrintMaster, PCjr Colorpaint, Cart BASIC, PCE Compat Cart, games. Lite adult use. \$675+S/H. (908) 826-4349. (4)**


**PCjr w/Racore Drive II, 640KB RAM, PC ID cartridge. Paralle printer port. Two 20 Meg HDs in switched-outlet case & Hardbios cartridge. Many accessories, cables & software. For complete list send SASE to Glenn Landry, 4770 I-10 Service Rd., Suite 212, Metairie, LA 70001. (504) 887-2592 or (504) 737-0848. (4-5)**

### How to Submit a Classified Ad

Classified Ads are \$12 per month. Ads for items offered for \$75 or less or for swap or trade, are \$6 per month.

Send your typewritten ad (no more than five lines on an 8 1/2 x 11 typed page). Send to Jr Newsletter, Box 163, Southbury, CT 06488.

Ads received by the 20th of the month will be printed in the next Bi-Monthly issue.



## Need Help?

The following disks from the jr Newsletter Software Store can help you to get the most out of your junior. To order, use the form on pages 30-31.

**PCJR AUTOSETUP.** A beginner's dream: Just select from a menu to make separate

boot disks especially for each type of software you use. Automatically creates the right config.sys and autoexec.bat files for RAM disks, games, word processing, telecommunications and other software to run at maximum power and efficiency on your PCjr. Designed especially those who haven't mastered the art of customizing their computers. This one does it for you! 256K (Disk #99)

**JR TOOLKIT V3.0.** A collection of upgrades, modifications and repairs. Some easy, some require experience. Includes adding second 5.25" drive (easy) or 3.5" drive (easy), PCjr to Tandy 1000 Mod (harder), power supply upgrade (harder), reset button (harder), V20 speedup chip (easy), how to quiet drives (easy), adjust monitors (easy), plus many others. (Reviewed 3/90, 6/90, & 8/92) (Disk #110)

**JR POWER PACK.** A collection of particularly useful programs for PCjr owners. Set up RAM disks, address memory to 736K, turn a joystick into a mouse, set screen colors, keyboard click, scan and search text files, screenblinker, print spooler, and more. 128K. (Disk # 52)

**JR POWER PACK II.** Disk full of programs to make your PCjr more useful and powerful. Fix compatibility problems, set up ram disks, tiny word processor, set up 3.5" drives, use DOS easily, and more. Need 256K for some, 128K ok for most. (Disk #65)


**JR POWER PACK III** A disk chock-full of utilities to get the most out of the PCjr, including the latest version (4/92) of jrConfig, a program to increase disk space from 360K to 420K, a quick bootup disk for DOS 3.X, multipurpose compatibility drivers, keyboard patches, ramdrive programs, and many more useful utilities. 256K Reviewed 4/92 (Disk #140).

**PCJR COMPATIBILITY DISK V4.0.** Tips on how to run hundreds of software titles, includes PCjr compatibility info, tips on running software, and how to make some incompatible software operate. Powerful search feature finds titles quickly and easily. 128K ok. Last update April 1991. (Disk #60)

**PCJR PATCHES V6.0** Patches to fix software to run on PCjrs. Most enable 16 colors. V6.0 adds patches for 1 on 1, 688 Attack Sub, Battle Chess, Battle Tech, Boxing II, Genius Mouse, Grand Prix, Indiana Jones, Jack Nicklaus, Knight Games, Paperboy, Prodigy (thru V3.1), Shanghai, Silpheed, Sim City, Space Rogue, Steel Thunder, Strip Poker II, Test Drive II, Tetris, The Games (Summer), Ultima IV, plus new patch to stop disk drive spin. Dozens of older patches, too. (Reviewed 2/91) (Disk #56)



# jr Newsletter Software Store



The software in the jr Newsletter Software Store is the best public domain and user-supported software for the PCjr we've been able to find. All software has been tested on our PCjrs and is highly recommended. Some of the programs are equal to or better than commercial programs costing hundred of dollars. These are offered for you to try at \$5.95 per disk. Some shareware requires additional payment if you continue to use it.

**Buy Two Disks,  
Get One Free!**

	<b>Newest Releases</b>	
--	----------------------------	--

## DESCRIBED IN THIS ISSUE:

**Especially for jr, 6, 7  
Educational, 7, 8, 10,11,13  
Writing Essentials, 13,14  
Art & Music 14,15,19  
Spreadsheets, 19, 23  
Home & Family, 23, 24**

\* **New** \* **VERBAL VANQUISH.** SAT preparation program stresses strategies for taking the S.A.T. and similar tests. 512K, 1 drive Reviewed 7-8/92 (Disk Set #10)

\* **New** \* **NEWS OF THE PAST.** Program prints a report of what happened during any month since 1900. Includes news events, sports, cost of living, music, movies, etc. Great for birthday gifts! 640K, 2 drives Reviewed 7-8/92 (Disk Set #9)

\* **New** \* **THE BEST OF JR NEWSLETTER VII.** Disk contains most of the major articles published in jr Newsletter from the June 1992 issue through May/June 1993. Articles on compatibility, PCjr hardware and software tips, questions and answers from PCjr users, and other informative articles. Utility to search for subjects. 128K ok Reviewed 5-6/92 (Disk #151)

\* **NEW** \* **ROADWAYS PC.** A program to calculate distances between two or more U.S. cities. Also calculates best routes and time to travel to given major U.S. city. 384K Reviewed 5-6/93. (Disk#139).

\* **NEW** \* **Cribbage Partner** is a realistic representation of the traditional card and board game of Cribbage. No color/ graphics adapter is needed, and BASIC is not required. A Microsoft-compatible mouse can be used if desired. 128K Reviewed 5-6/93. (Disk #150)

\* **NEW** \* **UNPROTECT** is a disk of patches and routines to circumvent copy protection programs, which often make running them difficult on a PCjr. It also contains some patches to make early DOS and BASIC versions more adaptable. The required memory varies from program to program. Reviewed 5-6/93. (Disk #152)

# jr Newsletter Software Store

## Buy Two, Get Another Free!

Please circle the diskette #'s of your choice

### SET DISK SETS

- 1 PC WRITE V3.02 (3 disks-\$12)
- 2 PC CALC PLUS. 512K (2 disks-\$10)
- 3 PRINTMASTER LIB. (2 disks-\$10)
- 4 TELIX V3.12 (3 disks-\$12)
- 5 PC-WRITE LITE (2 disks-\$10)
- 6 PRESIDENTS IN PCX (2 Disks-\$10)
- 7 PC-WRITE SL (4 disks-\$15)
- 8 VIRUS PROTECT KIT (4 disks-\$15)
- 9 NEWS OF THE PAST (2 disks-\$10)
- 10 VERBAL VANQUISH (SAT) (2 disks-\$10)

### # TITLE

- 1 PC-WRITE V2.6 (128K)
- 2a PC-WRITE V2.7 (256K), Disk 1
- 2b PC-WRITE V2.7 (256K), Disk 2
- 3 PC-FILE III. 128K
- 4 PC-FILE III. 256K
- 5 PC-CALC. 128K
- 6 PC-CALC. 320K
- 8 GAMES I
- 9 DUNGEONS & WARS
- 10 PINBALL RALLY
- 12 REFLEX POINT
- 14 ADVENTUREWARE
- 15 PROCOMM
- 16 BUSHIDO
- 17 PC-OUTLINE
- 18 TYPING INSTRUCTOR
- 19 3 X 5
- 20 EQUATOR
- 21 TIME TRAVEL IN HISTORY
- 22 PC-DESKTEAM
- 23 PC-PROMPT
- 24 PC DOS HELP
- 25 PC-CHECK MANAGER
- 26 BATCH FILE TUTORIAL-NEW!
- 27 MINICALC
- 28 SUPER UTILITIES
- 29 MORE SUPER UTILITIES
- 30 ARCADE GAMES
- 31 BOARD GAMES
- 32 PLAY AND LEARN
- 33 FAMILY HISTORY (128K), single
- 33A FAMILY HISTORY (256K), need both
- 34 GAMES II
- 35 NEW KEY
- 36 PIANOMAN
- 37 PC-KEY DRAW
- 38 PC-KEY DRAW DEMO
- 39 ORIGAMI

- 40 DOS 2.1 FIX
- 41 WORD PROCESSING FOR KIDS
- 42 MATH FUN!
- 43 BRAIN BOOSTER
- 44 PC-CHESS
- 46 PHRASE CRAZE
- 47 GOLF/SAILING
- 48 EARLY LEARNING
- 49 DOSAMATIC
- 50 IMAGEPRINT V3
- 51 PRINT HANDLER
- 52 JR POWER PACK
- 53 CASTAWAY/S. AMERICA TREK
- 54 THE BEST OF JR NEWSLETTER I
- 55 SUPER BOARD GAMES
- 56 PCjr PATCHES V.6.0
- 57 HOME BUDGET MANAGEMENT, 128K
- 57A HOME BUDGET MANAGEMENT, 256K
- 58 HOME INVENTORY
- 59 CHECK PROCESSOR
- 60 PC-JR COMPATIBILITY DISK, V4.0
- 61 BOYAN
- 62 JR MUSIC MACHINE
- 63 GAMES FOR EARLY LEARNERS
- 64 COMPUTER JOKER
- 65 JR POWER PACK II
- 66 THE BEST OF JR NEWSLETTER II
- 67 AS-EASY-AS, V.2.06 (256K)
- 68 DOUBLE TROUBLE
- 69 GALAXY
- 70 NAMEPAL
- 71 CROSSWORD CREATOR V3.30
- 72 LANGUAGE TEACHER
- 73 BAKER'S DOZEN
- 74 MIND READER
- 75 RAMDISK MASTER
- 76 PC-STYLE
- 77 COMPUTER TEACHER
- 78 PLAYER'S CHOICE
- 79 MEAN 18 GOLF COURSES-1
- 80 MEAN 18 GOLF COURSES-2
- 81 SCOUT
- 82 SPELLING BEE
- 83 FILE EXPRESS, DISK 1
- 84 FILE EXPRESS, DISK 2
- 85 BIBLE QUIZ
- 86 JRTELE V2.1
- 87 WORD CRAZE
- 88 HAPPY GAMES
- 89 STAY ALIVE !!!
- 90 SPEED READ
- 91 THE BEST OF JR NEWSLETTER III

Circle your disk choices, Tear out page for order!

## Software Store (Page 2)

- |  |   |
|--|---|
| <p>92 STUDY AIDS<br/>           93 TYPEWRITER<br/>           94 SHARESPELL V2.2<br/>           95 WIZQUIZ<br/>           96 EDNA'S COOKBOOK<br/>           97 MR LABEL<br/>           98 TOMMY'S TRIVIA<br/>           99 PCJR AUTOSETUP<br/>           100 WAR ON THE SEA<br/>           101 GAMES III<br/>           102 4DOS V2.21<br/>           103 TEXT UTILITIES<br/>           104 PKZIP V.2.04<br/>           106 THE WORLD V.2.6<br/>           106 GAMES IV<br/>           107 AS-EASY-AS V.4.00 (384K)<br/>           108 PROCOMM PLUS TEST DRIVE 266K<br/>           109 FAMILY TREE<br/>           110 JR TOOLKIT<br/>           111 PRINT IT!<br/>           112 LZEXE<br/>           113 SCRABBLE<br/>           114 SPEECH<br/>           116 CALENDAR V4.0<br/>           116 DUOTRIS<br/>           117 READY FOR CALCULUS?<br/>           118 BEST OF JR NEWSLETTER #IV<br/>           119 PCJR MUSIC SAMPLER<br/>           120 SAVE THE PLANET<br/>           121 RESUME SHOP<br/>           122 ASIC BASIC COMPILER</p> | <p>123 AUTOMENU V4.7<br/>           124 WILLS<br/>           126 WORD GALLERY<br/>           126 MATH &amp; LOGIC<br/>           127 POWERBATCH<br/>           128 LHA ARCHIVE<br/>           129 SKYGLOBE<br/>           130 BEST OF JR NEWSLETTER #V<br/>           131 BRIDGE PLUS<br/>           132 SIDE WRITER<br/>           133 DISK CAT<br/>           134 BITE BY BYTE<br/>           136 MEMSIM<br/>           136 PIVOT!<br/>           137 FIRST AID TUTORIAL<br/>           138 CAPSWORLD<br/>           139 ROADWAYS PC<br/>           140 JR POWER PACK III<br/>           141 PICTURE THIS<br/>           142 BEST OF JR NEWSLETTER #VI<br/>           143 BASEBALL STATS<br/>           144 NORTHCAD-3D<br/>           146 VIEWIMAGE<br/>           146 MICKEY MOUSE ALPHABET (GIF)<br/>           147 PRINT PARTNER<br/>           148 SHARE-TAX 92<br/>           149 ALITE<br/>           150 CRIBBAGE PARTNER<br/>           151 BEST OF JR NEWSLETTER VII<br/>           152 UNPROTECT</p> |
|--|---|

### jr Software **EASY ORDER!** Form



\_\_\_\_\_ disks @5.95 each = \$ \_\_\_\_\_  
 \_\_\_\_\_ disk sets = \$ \_\_\_\_\_  
 Shipping & Handling = \$ 3.00  
 Add 6% sales tax in CT \$ \_\_\_\_\_  
 TOTAL \$ \_\_\_\_\_

Name \_\_\_\_\_

Address \_\_\_\_\_

City \_\_\_\_\_ State \_\_\_\_\_ Zip \_\_\_\_\_

Prices are U.S. funds.

Make check Payable to jr Newsletter.

Send to: jr Newsletter, Box 163, Southbury, CT 06488

All Orders Sent First Class Mail

## NEWS OF THE PAST SAMPLE:

Below is an actual sample of the printed report made by News of the Past, the new Disk Set #9 in the Software Store. (This sample has been reduced from an 8.5 x 11" page) See page 22 for review.

### NEWS OF THE PAST

SPECIAL REPORT

EVALUATION COPY -- NOT FOR RESALE

FINAL EDITION

YOUR BIRTHSTONE

| Tuesday August 3, 1943 |

BORN UNDER THE SIGN

Peridot

SPECIALLY PREPARED FOR Dorothy A. DeBisschop Leo

#### -----EVENTS OF THE MONTH-----

SICILY IS INVADED BY U.S., BRITISH, CANADIAN AND FRENCH TROOPS.  
SOME 500 U.S. BOMBERS CARRY OUT AN AIR RAID ON SELECTED TARGETS IN ROME. THEY AVOIDED HITTING ANY STRUCTURES OF UNIQUE SIGNIFICANCE.  
A MURDER IN HARLEM SPARKS A RACE RIOT CAUSING \$5 MILLION IN DAMAGE.

#### -----SPORTS-----

2:04 WAS THE WINNING TIME FOR COUNT FLEET TO WIN THE KENTUCKY DERBY.  
DETROIT BEATS BOSTON TO CAPTURE THE STANLEY CUP IN HOCKEY.  
NEW YORK WINS 4 GAMES TO 1 OVER ST.LOUIS TO WIN THE WORLD SERIES.  
AMERICAN LEAGUE BEATS NATIONAL LEAGUE 5-3 TO WIN THE ALL-STAR GAME.  
WYOMING DEFEATS GEORGETOWN TO WIN THE N.C.A.A. CHAMPIONSHIP GAME.

#### -----COST OF LIVING-----

	1943	1992
GALLON OF MILK	.62	2.14
LOAF OF BREAD	.09	1.50
NEW AUTO	1,100.00	11,580.00
GALLON OF GAS	.16	1.20
NEW HOME	8,011.00	124,900.00

#### -----BIRTHDAYS-----

TONY BENNETT - 1926  
LEON URIS - 1924  
MARTIN SHEEN - 1940  
JOHN STENNIS -1901

#### -----POPULAR SONGS-----

PAPER DOLL - MILLS BROTHERS  
YOU'LL NEVER KNOW - DICK HAYMES  
VELVET MOON - HARRY JAMES  
SUNDAY, MONDAY OR ALWAYS - B.CROSBY

THERE ARE SUCH THINGS - T. DORSEY  
BRAZIL - XAVIER CUGAT  
PISTOL PACKIN' MAMA - AL DEXTER  
THAT OLD BLACK MAGIC - GLENN MILLER

#### -----MOVIES-----

BEST MOVIE CASABLANCA - DIRECTED BY MICHAEL CURTIZ  
BEST ACTOR PAUL LUKAS - WATCH ON THE RHINE  
BEST ACTRESS JENNIFER JONES - THE SONG OF BERNADETTE

# SUBSCRIBE NOW

**to jr Newsletter**  
1 year, only \$19



**Jr Newsletter**  
**P.O. Box 163**  
**Southbury, CT 06488**

Name \_\_\_\_\_

Address \_\_\_\_\_

City \_\_\_\_\_

State \_\_\_\_\_ ZIP \_\_\_\_\_

Satisfaction guaranteed or your money back for all unmailed issues. All prices U.S. funds. Add \$6/yr. for delivery to Canada.

*(Connecticut residents add 6% sales tax)*  
Send order with payment to:

**Jr Newsletter**  
**Box 163**  
**Southbury, CT 06488**

\*\*\*\*\*  
NO POSTAGE  
NECESSARY  
IF MAILED  
IN THE  
UNITED STATES

Bulk Rate  
U.S. Postage  
PAID  
Permit No. 31  
Southbury, CT  
06488