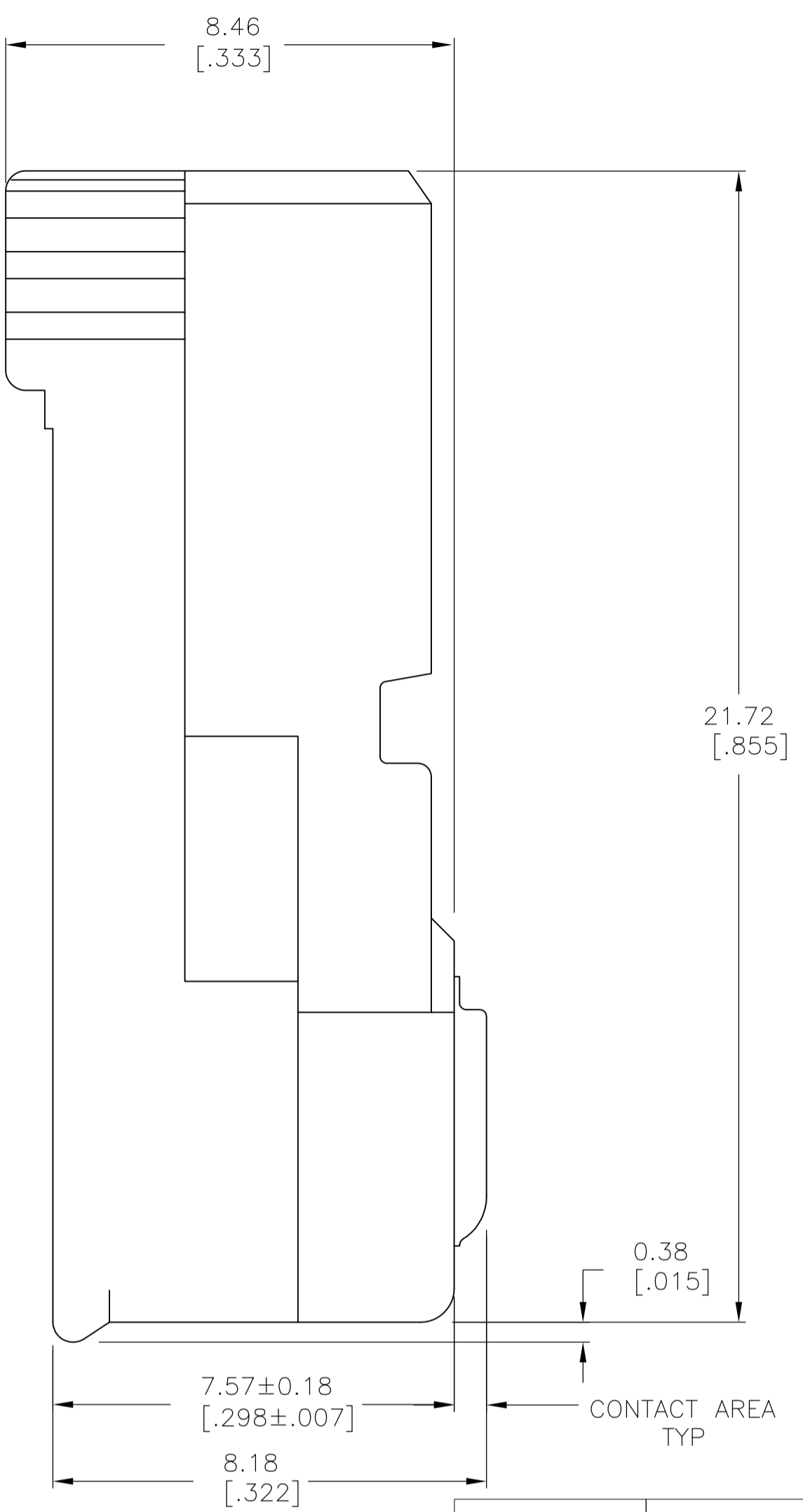
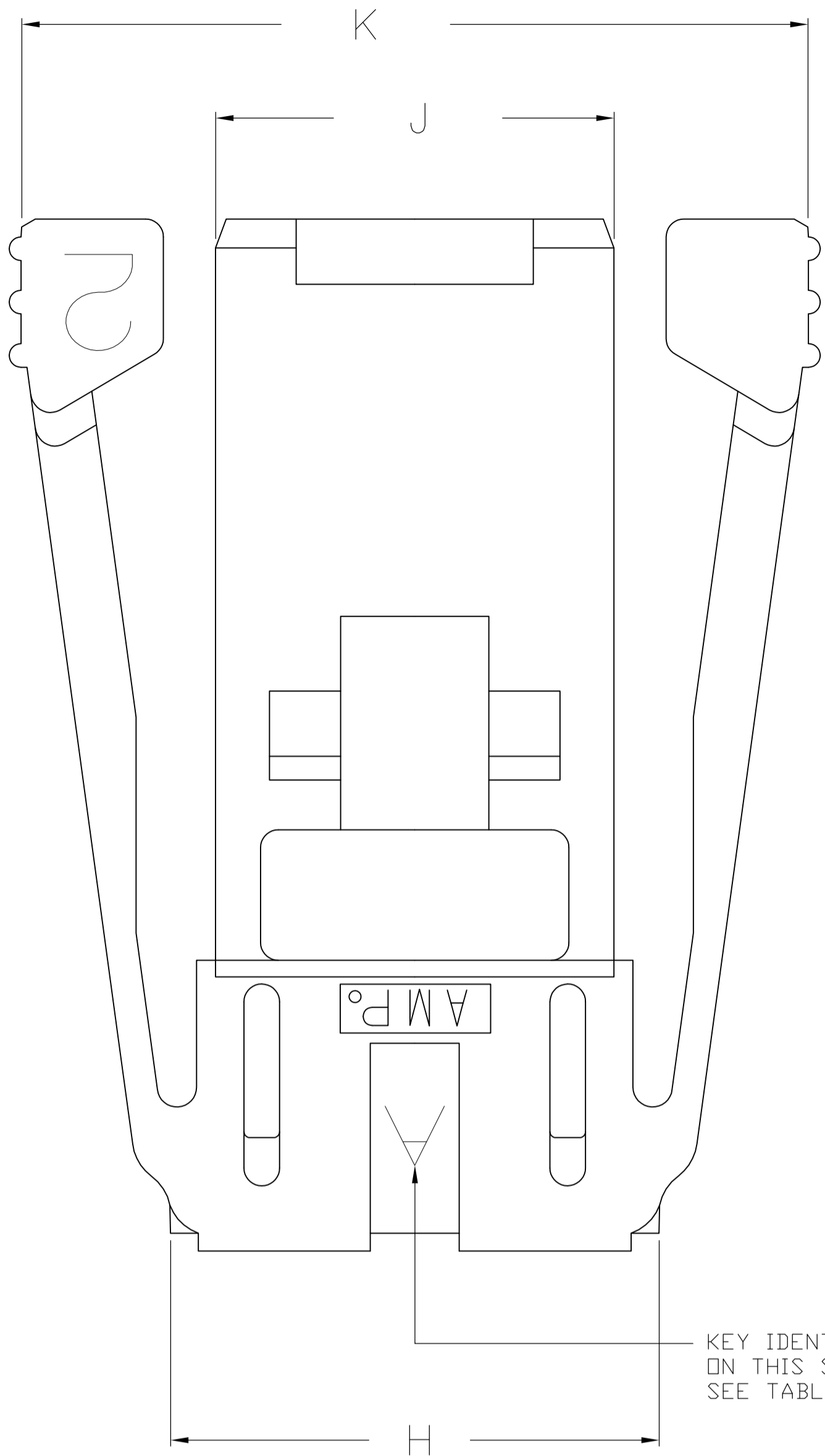
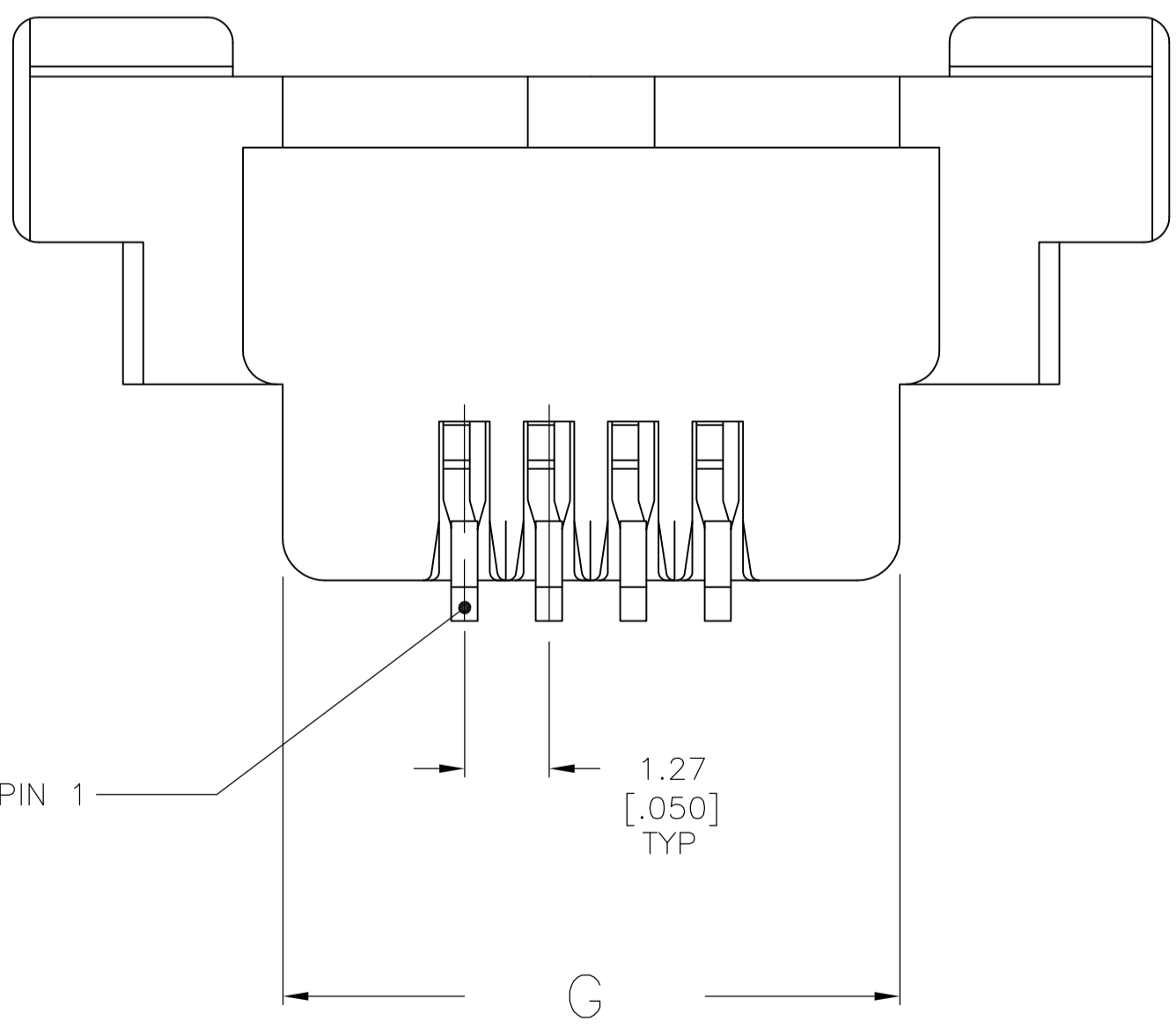


LOC		DIST		REVISIONS			
GP	00	F	LTR	DESCRIPTION	DATE	DMN	APVO
		AE1		REVISED PER ECO-07-006407	21JUN07	JDP	CWR



1. PREFIX AND SUFFIX NUMBERS MUST MATCH THOSE ON RECEPTACLE FOR PARTS TO MATE.
- 2 MATERIAL: HOUSING- POLYCARBONATE
CONTACT- COPPER ALLOY
- 3 FINISH: HOUSING- SMOKE GRAY
CONTACT- 0.00127[.000050] MIN NICKEL OVER ENTIRE PART,
0.00002[.000001] MIN GOLD FLASH OVER ENTIRE PART,
0.00127[.000050] MIN GOLD OVER CONTACT AREA.
- 4 CABLES SHOULD MEET AMP DRAWING SPECIFICATIONS 520704-1.
- 5 CABLES SHOULD MEET AMP DRAWING SPECIFICATIONS 520705-1.
- 6 CABLES SHOULD MEET AMP DRAWING SPECIFICATIONS 520706-1.
- 7 CABLES SHOULD MEET AMP DRAWING SPECIFICATIONS 520707-1.
8. BULK CABLE IS NOT AVAILABLE FROM AMP INC.
9. FOR TERMINATION OF 24 AWG, 7 STRANDED, ROUND CABLE WITH 1.27[.050] NOMINAL O.D. CONDUCTOR INSULATION, PER LISTED DRAWING SPECIFICATIONS.



OBsolete	520854-1	520466-1	520467-1	5.82-6.91 [.229-.272]	520440-1	7.32-7.82 [.288-.308]	520441-1	16.87 [.664]	8.64 [.340]	10.46 [.412]	9.35 [.368]	4	F	4	6-520424-1
	520853-1	520464-1	520465-1	4.55-5.38 [.179-.212]	520436-1	5.69-6.20 [.224-.244]	520437-1	21.95 [.864]	13.72 [.540]	15.54 [.612]	14.43 [.568]	8	E	7	5-520424-3
OBsolete	520852-1	520462-1	520463-1	—	—	5.36-5.72 [.211-.225]	520435-1	19.41 [.764]	11.18 [.440]	13.00 [.512]	11.89 [.468]	6	E	5	5-520424-2
	520851-1	520460-1	520461-1	3.73-4.42 [.147-.174]	520432-1	4.72-5.08 [.186-.200]	520433-1	16.87 [.664]	8.64 [.340]	10.46 [.412]	9.35 [.368]	4	E	4	5-520424-1
OBsolete								21.95 [.864]	13.72 [.540]	15.54 [.612]	14.43 [.568]	8	D	6	4-520424-3
OBsolete								19.41 [.764]	11.18 [.440]	13.00 [.512]	11.89 [.468]	6	D	5	4-520424-2
	520851-1	520460-1	520461-1	3.73-4.42 [.147-.174]	520432-1	4.72-5.08 [.186-.200]	520433-1	16.87 [.664]	8.64 [.340]	10.46 [.412]	9.35 [.368]	4	D	4	4-520424-1
	520853-1	520464-1	520465-1	4.55-5.38 [.179-.212]	520436-1	5.69-6.20 [.224-.244]	520437-1	21.95 [.864]	13.72 [.540]	15.54 [.612]	14.43 [.568]	8	C	6	3-520424-3
OBsolete								19.41 [.764]	11.18 [.440]	13.00 [.512]	11.89 [.468]	6	C	5	3-520424-2
OBsolete								16.87 [.664]	8.64 [.340]	10.46 [.412]	9.35 [.368]	4	C	4	3-520424-1
OBsolete								32.11 [1.264]	23.88 [.940]	25.70 [1.012]	24.59 [.968]	16	C	7	3-520424-6
OBsolete								21.95 [.864]	13.72 [.540]	15.54 [.612]	14.43 [.568]	8	B	6	2-520424-3
OBsolete								19.41 [.764]	11.18 [.440]	13.00 [.512]	11.89 [.468]	6	B	5	2-520424-2
OBsolete	520851-1	520460-1	520461-1	3.73-4.42 [.147-.174]	520432-1	4.72-5.08 [.186-.200]	520433-1	16.87 [.664]	8.64 [.340]	10.46 [.412]	9.35 [.368]	4	B	4	2-520424-1
	520854-1	520466-1	520467-1	5.82-6.91 [.229-.272]	520440-1	7.32-7.82 [.288-.308]	520441-1	32.11 [1.264]	23.88 [.940]	25.70 [1.012]	24.59 [.968]	16	A	7	1-520424-6
	520853-1	520464-1	520465-1	4.55-5.38 [.179-.212]	520436-1	5.69-6.20 [.224-.244]	520437-1	21.95 [.864]	13.72 [.540]	15.54 [.612]	14.43 [.568]	8	A	6	1-520424-3
	520852-1	520462-1	520463-1	—	—	5.36-5.72 [.211-.225]	520435-1	19.41 [.764]	11.18 [.440]	13.00 [.512]	11.89 [.468]	6	A	5	1-520424-2
	520851-1	520460-1	520461-1	3.73-4.42 [.147-.174]	520432-1	4.72-5.08 [.186-.200]	520433-1	16.87 [.664]	8.64 [.340]	10.46 [.412]	9.35 [.368]	4	A	4	1-520424-1
	BOOT	TOP SHIELD	BOTTOM SHIELD	CABLE OD/FERRULE	CABLE OD/FERRULE	K	J	H	G	NO OF POSN	KEY I.D. LETTER	PART NO			

THIS DRAWING IS A CONTROLLED DOCUMENT.

DIMENSIONS: mm [INCHES]	TOLERANCES UNLESS OTHERWISE SPECIFIED:	0 PLC ± -	1 PLC ± -	2 PLC ± 0.25 [.010]	3 PLC ± -	4 PLC ± -	ANGLES ± -
-------------------------	--	-----------	-----------	---------------------	-----------	-----------	------------

MATERIAL: 2 FINISH: 3

APPROVED: M. WALSLEY 09FEB04 NAME: PLUG SUB-ASSY, ROUND CABLE, 50 SERIES, SDL

PRODUCT SPEC: 108-2047

APPLICATION SPEC: 114-2090

WEIGHT: -

CUSTOMER DRAWING: A1 00779 520424

SCALE: 1:1 SHEET: 1 OF 1 REV: AE1