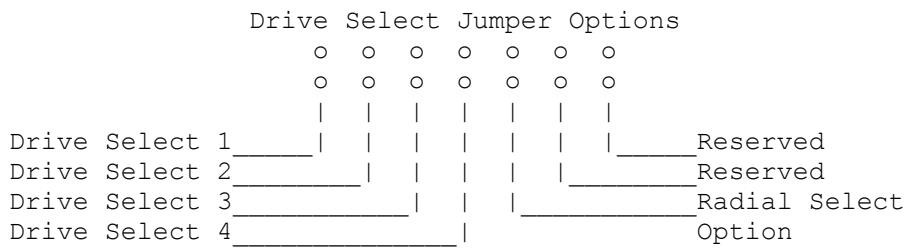
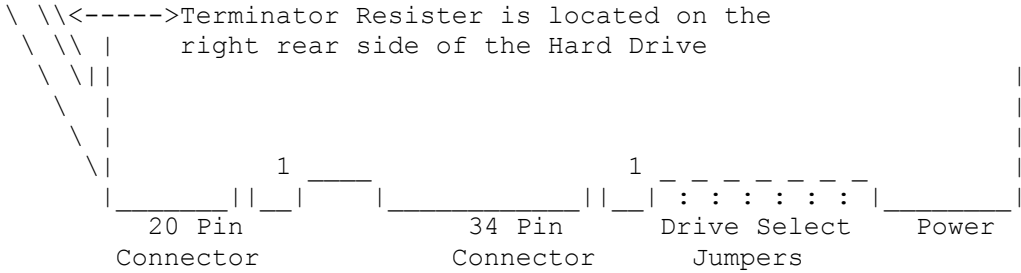


- * The 40 MB Hard Disk Drive is a half-height Winchester fixed-disk drive.
- * The 40 MB Hard Disk Drive interface is compatible with the Seagate ST506/ST412 standard interface.
- * The 40 MB Hard Disk Drive features an automatic shipping lock that disengages when the drive is powered on.
- * Can operate at temperatures from 50 to 122`F with 8 to 80% non-condensing humidity.
- * The standard Drive Select setting set at the factory configures the 40 MB Hard Disk Drive as the first (primary) disk drive. The standard Terminator setting configures the Hard Disk Drive as the terminal disk drive.
- * Possible pin/switch settings for the 40 MB Hard Disk Drive are shown in the following chart.

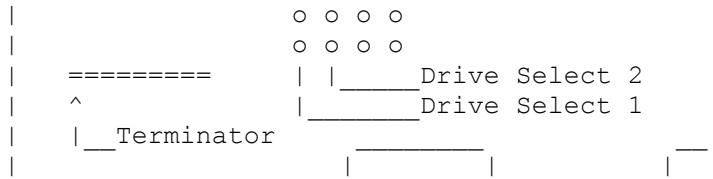
CONTROL DATA MODEL 94205-51	MICROSCIENCE MODEL HH 1050
<p>Starting from the left, the first four pairs of pins are for drive selection. Jumper one of these sets to configure the hard disk as Drive 1,2,3,or 4 (C,D, E, or F), respectively.</p> <p>NOTE: The third and fourth sets of pins provide hardware support for a third and fourth hard disk. The Hard Disk Controller board (25-4060) for your computer does not support more than two hard disk drives.</p> <p>The last three pairs of pins are not used.</p> <p>This drive includes a resistor for drive termination. Be sure the resistor is installed to configure the hard disk as the terminal drive. Otherwise, remove the resistor with tweezers or needle-nosed pliers.</p> <p>NOTE: Re-installing the terminator resistor requires partial dis-assembly of the hard disk drive. Never attempt to dis-assemble the hard disk drive. Servicing the hard disk drive requires special facilities. Take the drive to a authorized Radio Shack Service Center for servicing.</p>	<p>Switches 1-4 are for drive selection Set one of these switches in the ON position to configure the hard disk as Drive 1,2,3,or 4 (C,D,E,or F), respectively.</p> <p>NOTE: Switches 3 and 4 provide hardware support for a third and fourth hard disk. The Hard Disk Controller board (25-4060) for your computer does not support more than two hard disk drives.</p> <p>Switches 5-9 are for drive termination. Set all these switches in the ON position to configure the hard disk drive as the terminal drive. Otherwise, set ALL these switches in the OFF position.</p> <p>Switch 10 is not used.</p>

Drive Select / Termination Information:

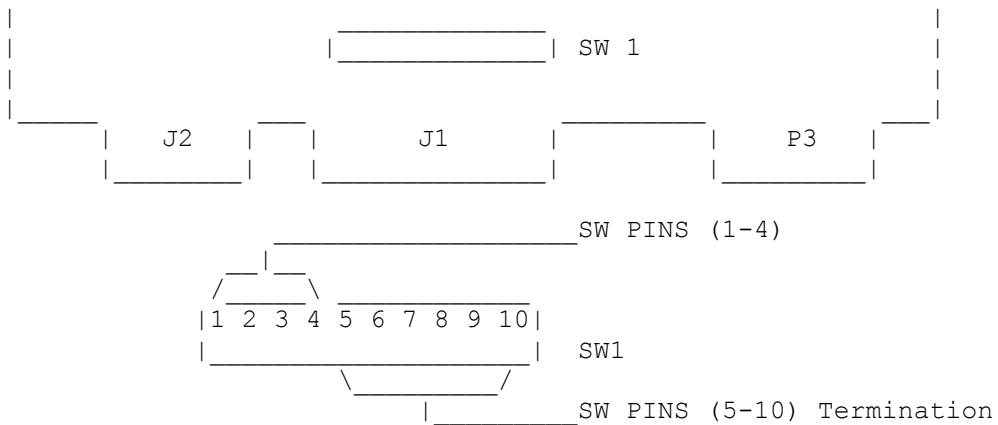
CDC: 94205-51



Rodime: /A 3055



Microscience HH-1050



	SW1(1-4)	1	2	3	4	SW1(5-10)	
Drive Select 1	ON	OFF	OFF	OFF	OFF	Termination	All ON
Drive Select 2	OFF	ON	OFF	OFF	OFF	No Termination	All OFF
Drive Select 3	OFF	OFF	ON	OFF	OFF		
Drive Select 4	OFF	OFF	OFF	ON	ON		

(css 07/29/93)